

Graphene-polyvinyl alcohol polymer based saturable absorption at 2000 nm region

Nabihah Hussin¹, Asrul Izam Azmi¹, Mohd Rashidi Salim¹, Muhammad Yusof Mohd Noor¹, Ahmad Sharmi Abdullah¹, Michael David², Fauzan Ahmad³, Mohd Haniff Ibrahim¹

¹Lightwave Communication Research Group, School of Electrical Engineering, Universiti Teknologi Malaysia, Johor Bahru, Malaysia

²Department of Telecommunication Engineering, School of Engineering and Engineering Technology, Federal University of Technology, Minna, Nigeria

³Department of Electronic Systems Engineering, Malaysia Japan International Institute of Technology (MJIT), Universiti Teknologi Malaysia, Kuala Lumpur, Malaysia

Article Info

Article history:

Received Sep 13, 2021

Revised May 24, 2022

Accepted Jun 18, 2022

Keywords:

Electrochemical exfoliation

Graphene

Polyvinyl alcohol

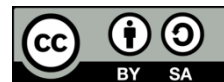
Saturable absorber

Thin film

ABSTRACT

A graphene-polyvinyl alcohol (PVA) composite saturable absorption is demonstrated at 2000 nm region. Graphene suspension is produced using low-cost electrochemical exfoliation process. The suspension is mixed with PVA host polymer in 1:1 ratio and left evaporated at room temperature which finally produced graphene-PVA thin film. Thulium doped fiber (TDF) gain medium has been shown to produce a stable Q-switched pulse with a highest repetition rate of 54 kHz, a short pulse duration of 2.89 μ s, a maximum peak power of 16 mW, and an estimated maximum pulse energy of 49 nJ. Apparently, at 2000 nm region, superior performances of graphene-PVA composite have been recorded which was largely contributed by meticulous composite preparation and homogenous mixture with PVA host.

This is an open access article under the [CC BY-SA](https://creativecommons.org/licenses/by-sa/4.0/) license.



Corresponding Author:

M. H. Ibrahim

Lightwave Communication Research Group, School of Electrical Engineering

Universiti Teknologi Malaysia

Johor Bahru, Johor, Malaysia

Email: mohdhaniff@utm.my

1. INTRODUCTION

Pulse laser generation employing carbon nanotubes and graphene based passive saturable absorber have been extensively investigated and reported due to their intrinsic properties [1]. Recently, topological insulator (TI), molybdenum disulfide (MoS_2) and black phosphorous (BP) have been demonstrated as passive saturable absorber either for Q-switching or mode-locking [1]. The main advantage of producing graphene based passive saturable absorber is matured process of dispersion and fabrication compared to dispersion and exfoliation of TI, MoS_2 and BP [1].

To date, several approaches have been adopted in graphene synthesis for saturable absorber applications. These include chemical vapour deposition, liquid phase exfoliation (LPE), micro-mechanical cleavage and reduced graphene oxide (rGO) [2]. However, these methods do have some drawbacks which include high processing temperature, time consuming and high cost [3], [4]. In 2008, Liu *et al.* [5] had demonstrated a process of graphene synthesis using electrochemical exfoliation. In their work, the process requires simple apparatus which include graphite electrodes, electrolyte and DC power supply. The same method of processing has been recorded in a work by Parvez *et al.* [6], Raj *et al.* [7], Bhullar and Liu [8] and Ljubek *et al.* [9] which indicate that this method of graphene synthesis are widely accepted due to its practicality and low-cost. In saturable absorption, few works have been based on graphene synthesis using

electrochemical exfoliation. In these works, graphene in a form of membrane or polymer composite is integrated in the laser cavity which is used to generate laser pulses. Work by Yang *et al.* [10] had produced a mode-locker at 1500 nm region by graphene flakes produced using electrochemical exfoliation of highly oriented pyrolytic graphite (HOPG) (anode) and a platinum (Pt) wire (cathode). Similarly, Lin *et al.* [11] had generated a mode-locker at 1500 nm region by graphene flakes syphoned into the photonic crystal fiber. By using graphene-polyethylene oxide (PEO) film, Haris *et al.* [12] managed to produce a mode-locker at 1.500 nm region. Meanwhile, in 1900 nm region, Saidin *et al.* [13], [14] had adopted an electrochemical exfoliation technique in graphene-PEO thin film fabrication which produced Q-switching pulse laser. Other efforts by Ahmad *et al.* [15], Yamashita [16] and Jiang *et al.* [17] had produced a Q-switcher by applying other methods which include graphene oxide particles dissolution and chemical vapor deposition. In light of graphene based material with polyvinyl alcohol (PVA) composite as a host, few works have been recorded which include our previous work on graphene nanoplatelets (GnP) at 1500 nm in [18], Apandi *et al.* [19] which also concentrated on GnP-PVA at 1500 nm, work on graphene oxide-PVA by Rosol *et al.* [20] at 1900 nm and graphene nanosheet-PVA by Ahmad *et al.* [21] at 1500 nm region. Based on these literatures, we strongly believe that feasibility of graphene-PVA composite saturable absorber at 2000 nm can still be researched with lower-cost fabrication approach of electrochemical exfoliation.

In this work, a graphene-PVA based saturable absorption for thulium doped fiber lasers (TDFL) has been demonstrated at 2000 nm region which yield Q-switched pulses. An electrochemical exfoliation technique is adopted in graphene suspension production. For stable binding, a mixing process with PVA which act as a host polymer will be optimized. Meticulous approaches in saturable absorber fabrication are the key contribution to be presented in this paper, which eventually improved the performance of Q-switched pulse laser.

2. MATERIALS PREPARATION

In this process of saturable absorber synthesis, few important steps have been established and optimized for good characterization performance of saturable absorber. Initially, graphene flakes in a form of suspension will be synthesized using an electrochemical exfoliation process. Based on our observation, 20 volts is the optimized potential that will speed-up the process of dedocyl sulphate ions accumulation at the positive terminal. Note that the graphite rods (positive and negative terminals) are placed in a 1% sodium dedocyl sulphate (SDS) electrolyte. The process setup is shown in Figure 1. It is expected that this accumulation will result in the freeing of graphene molecules from their bonds with graphite [22], [23].




Figure 1. Electrochemical exfoliation of graphene

A complete process will take up to 2 hours which will produce a stable graphene suspension in electrolyte. A second step is centrifugation in which the obtained suspension will be centrifuged at 3,000 rpm for agglomerates removal. It will take up to 30 minutes prior to removal of supernatant section. In the third step, the graphene suspension will be diluted 1:1 with the previously prepared PVA solution. Finally, evaporation at room temperature produces free-standing films from the solution as shown in Figure 2. Gr PVA-based SA thin films are shown in Figures 2(a) and (b) before and after drying.




Figure 2. Graphene based SA thin film: (a) graphene solution and (b) free standing film

3. RESULTS AND DISCUSSION

For saturable absorber characterization, a thulium doped ring fiber laser setup has been developed. The experimental configuration is depicted in Figure 3, which shows the embedment of the graphene-PVA layer in the cavity. Gain medium is a 5 m long TDF and laser diode with 1,552 nm pumped laser diode employed in this experiment.

For monitoring, 10% of output light was extracted using 90/10 optical coupler. The InGaAs photodetector and optical power meter were used for spectrum monitoring while RF measurement used to measure the pulse repetition rate and pulse width. Further calculation of pulse energy can be carried out from these data. The graphene-PVA is placed after the 90% output coupler path and connected back to wavelength-division-multiplexing (WDM) to complete the ring cavity laser configuration. We have prepared a 4 mm² square graphene-PVA film and sandwiched it in between two FC/PC fiber connectors.

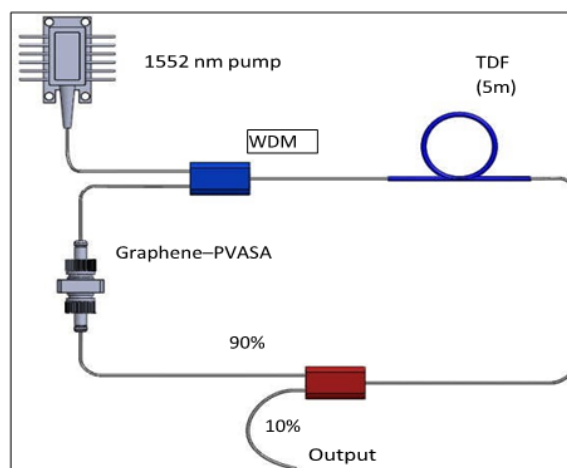


Figure 3. Cavity ring measurement setup

Without the saturable absorber, it is noted that 300 mW pump power will generate a stable continuous wave (CW) laser. Based on our observation, the between 400 mW and 650 mW of pump power, a Q-switched pulse train will be generated. It is worth to note that without saturable absorber at 650 mW pump power, the laser cavity produces continuous wave with central wavelength at 1934.2 nm. As illustrated in Figure 4, when saturable absorber was added to the cavity, it shifted the central wavelength to 1905 nm. A spectral broadening is recorded due to the loss introduced by the absorber and pulses are observed through oscilloscope.

Beyond 650 mW, the absorber could not withstand further pumping power as indicated by zero pulse. At 650 mW pump power, the laser cavity produces peak power of 16.21 mW. Figure 5 shows the repetition rate produced in the laser cavity with respective pump power. As demonstrated in Figures 5(a)-(d) the repetition rate increased from 25.7 kHz to 54 kHz.

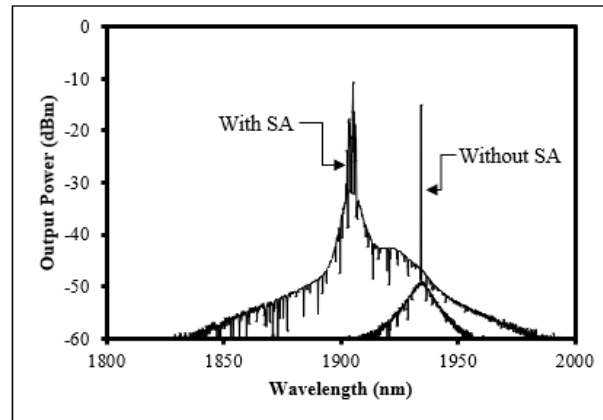


Figure 4. Optical spectrum of with and without saturable absorber at 650 mW pump power

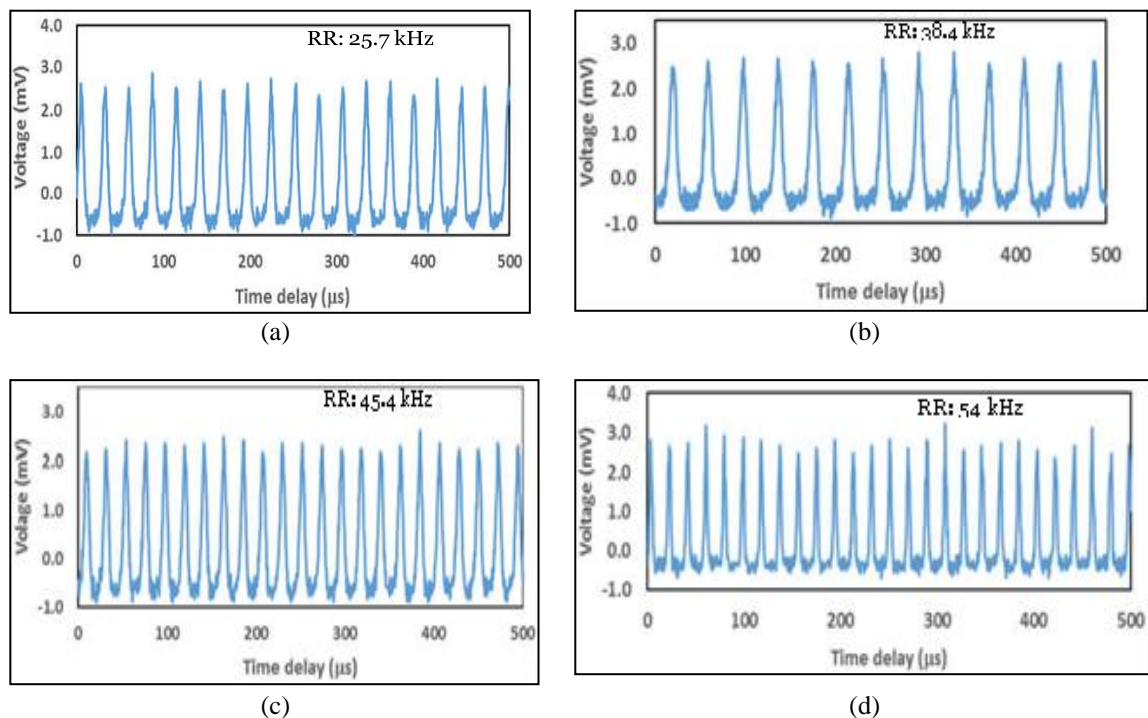


Figure 5. Pulse train at pump power: (a) 400 mW, (b) 450 mW, (c) 500 mW, and (d) 650 mW

As seen in the Figure 6, the pulse envelope of a single pulse and the frequency of its repetition are $2.89 \mu\text{s}$ and 54 kHz . The plot is based on a maximum pump power of 650 mW being applied. Repetition rate and pulse width variation with pump power are depicted graphically in Figure 7. As shown, repetition is measured to be between 25.7 kHz (threshold 400 mW) and 54 kHz (maximum 650 mW). Undoubtedly, this agrees with Q-switching characteristics for pulse repetition rate and pump power variation [24]-[26]. However, pump power appears to have an inverse relationship to pulse width. Figure 8 depicts the relationship between pump power, average output power, and pulse energy. When the pump's output is varied from $400\text{-}650 \text{ mW}$ as illustrated, the peak power climbs from 0.1 mW to 16 mW and the pulse energy from 1.2 nJ to 49 nJ .

The performance of our fabricated graphene-PVA SA in $2,000 \text{ nm}$ region is better than the result reported by Saidin *et al.* [13], [14] and Ahmad *et al.* [15]. We strongly believed that this maybe contributed by our meticulous preparation of the graphene-PVA film using electrochemical exfoliation technique. Ahmad *et al.* [15] employed optical deposition approach of graphene oxide particles and they reported a Q-switched pulse with maximum repetition rate of 16 kHz , shortest pulse width of $9.8 \mu\text{s}$ and maximum pulse

energy of 18.8 nJ. Saidin *et al.* [13], [14], demonstrated a graphene-PEO based passive saturable absorber with repetition rate of 7.5 kHz, 19.7 μs pulse width and maximum pulse energy of 66.6 nJ. In this work, we produce higher range of repetition rate, shortest pulse width compared to the work proposed by Saidin *et al.* [13], [14] and Ahmad *et al.* [15], and higher average output power than Ahmad *et al.* [14]. In comparison with work by Rosol *et al.* [20], our work is superior for all measured parameters of repetition rate, shorter pulse width and calculated pulse energy.

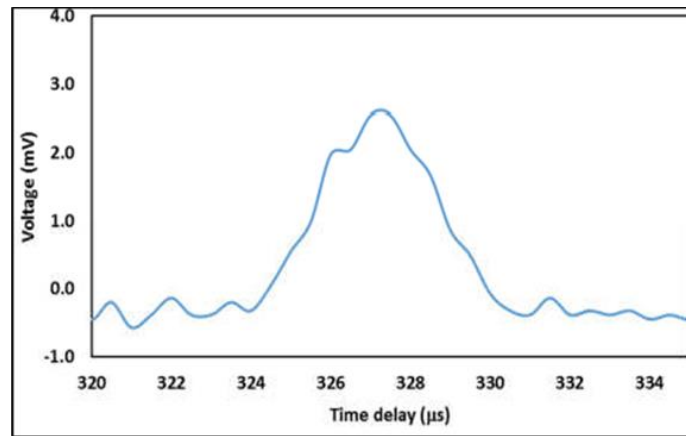


Figure 6. Single pulse envelope at maximum repetition rate 54 kHz with pulse width of 2.89 μs

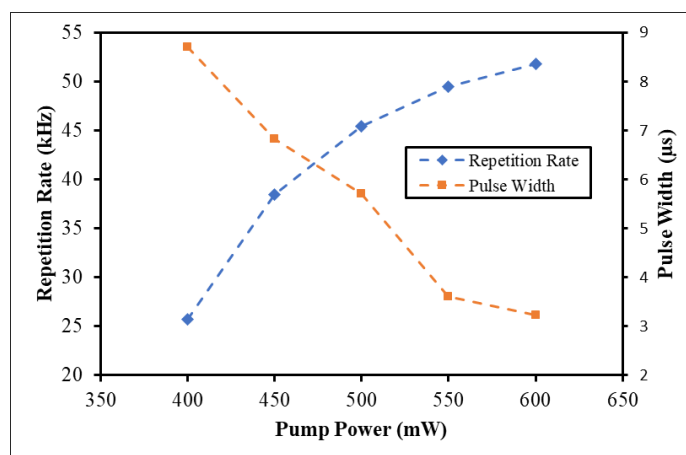


Figure 7. Pulse width and repetition rate versus pump power

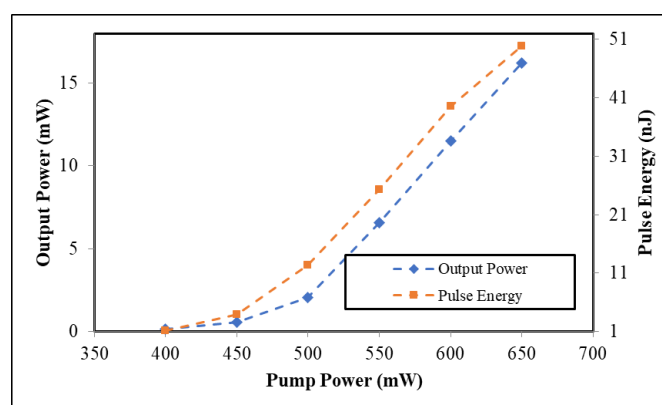


Figure 8. Pulse energy and peak power versus pump power

4. CONCLUSION

In this paper, a graphene-PVA composite based saturable absorption has been demonstrated at 2000 nm region. An electrochemical exfoliation technique in room temperature is applied for graphene flakes synthesis. The suspension is homogeneously mixed with polyvinyl alcohol (PVA) polymer as a host material and naturally dried to finally formed a graphene-PVA film. Using 5 meters TDF gain medium in approximately 14 meters cavity length, a Q-switched pulse train has been generated with maximum repetition rate of 54 kHz, with respect to maximum allowable pump power of 650 mW. From our measurement, the laser cavity produced maximum peak power of 16 mW, maximum pulse energy of 49 nJ and shortest pulse width of 2.89 μ s. Comparison with previous published work has shown superior performances of our fabricated SA in terms of repetition rate, pulse width and average output power. We believe that a meticulous preparation of the graphene-PVA saturable absorber using the electrochemical exfoliation and homogeneous mixture with PVA host is the key contribution to this success.

ACKNOWLEDGEMENT

A funding from the Ministry of Higher Education (MOHE) Malaysia is greatly appreciated under fundamental research grant scheme. (FRGS/1/2019/TK04/UTM/02/31)




REFERENCES

- [1] F. Bonaccorso and Z. Sun, "Solution processing of graphene, topological insulators and other 2D crystals for ultrafast photonics," *Optical Material Express*, vol. 4, no. 1, pp. 63-78, 2014, doi: 10.1109/TBME.2011.2158315.
- [2] Z. Sun, T. Hasan, and A.C. Ferrari, "Ultrafast lasers mode-locked by nanotubes and graphene," *Physica E*, vol. 44, no. 6, pp. 1082-1091, Mar. 2012, doi: 10.1016/j.physe.2012.01.012.
- [3] S. Vadukumpully, J. Paul, and S. Valiyaveetil, "Cationic surfactant mediated exfoliation of graphite into graphene flakes," *Carbon*, vol. 47, no. 14, pp. 3288-3294, Nov. 2009, doi: 10.1016/j.carbon.2009.07.049.
- [4] Y. M. Chang, H. S. Kim, J. H. Lee and Y. W. Song, "Multilayered graphene efficiently formed by mechanical exfoliation for nonlinear SA in fiber mode-locked lasers," *Applied Physics Letters*, vol. 97, no. 21, Art. no. 211102, Nov. 2010, doi: 10.1063/1.3521257.
- [5] N. Liu, F. Luo, H. Wu, Y. Liu, C. Zhang, and J. Chen, "One- step ionic-liquid-assisted electrochemical synthesis of ionic-liquid-functionalized graphene sheets directly from graphite," *Adv. Funct. Mater.*, vol. 18, no. 10, pp. 1518-1525, May 2008, doi: 10.1002/adfm.200700797.
- [6] K. Parvez *et al.*, "Electrochemically exfoliated graphene as solution-processable, highly conductive electrodes for organic electronics," *ACS Nano*, vol. 7, no. 4, pp. 3598-3606, Apr. 2013, doi: 10.1021/nm400576v.
- [7] C. J. Raj *et al.*, "Sonochemical exfoliation of graphene in various electrolytic environments and their structural and chemical properties," *Carbon*, vol. 184, pp. 266-276, Oct. 2021, doi: 10.1016/j.carbon.2021.08.027.
- [8] S. S. Bhullar and W. W. Liu, "The effect of different electrolytes on the synthesis of graphene sheets by electrochemical exfoliation," in *AIP Conference Proceedings*, 2021, vol. 2347, no. 1, doi: 10.1063/5.0051561.
- [9] G. Ljubek, D. Capeta, I. Srut Rakic, and M. Kraljic Rokovic, "Energetically efficient and electrochemically tunable exfoliation of graphite: process monitoring and product characterization," *Journal of Materials Science*, vol. 56, no. 18, pp. 10859-10875, June 2021, doi: 10.1007/s10853-021-05989-w.
- [10] C.Y. Yang *et al.*, "Fabricating graphite nano-sheet powder by slow electrochemical exfoliation of large-scale graphite foil as a mode-locker for fiber lasers," *Optical Materials Express*, vol. 3, no. 11, pp. 1893-1905, 2013, doi: 10.1364/OME.3.001893.
- [11] Y.-H. Lin, C.-Y. Yang, J.-H. Liou, C.-P. Yu, and G.-R. Lin, "Using graphene nano particle embedded in photonic crystal fiber," *Optics Express*, vol. 21, no. 14, pp. 16763-16776, July 2013, doi: 10.1364/OE.21.016763.
- [12] H. Haris, S. W. Harun, and Z. Jusoh, "Generation of bound state of solitons pulses with graphene in Erbium-doped fiber laser cavity," *Journal of Physics: Conference Series*, vol. 1151, no. 1, Mar. 2019, doi: 10.1088/1742-6596/1151/1/012017.
- [13] N. Saidin, *et al.* "A Q-switched thulium doped fiber laser with a graphene thin film based saturable absorber," *Laser Physics*, vol. 23, no. 11, Art. no. 115102, Nov. 2013, doi: 10.1088/1054-660X/23/11/115102.
- [14] N. Saidin *et al.*, "Q-switched thulium- doped fibre laser operating at 1900 nm using multi-layered graphene based saturable absorber," *IET Optoelectronics*, vol. 8, no. 4, pp. 155-160, Aug. 2014, doi: 10.1049/iet-opt.2013.0054.
- [15] H. Ahmad, A. Z. Zulkifli, K. Thambiratnam, and S. W. Harun, "2.0 μ m Q-switched thulium-doped fiber laser with graphene oxide saturable absorber," *IEEE Photonics Journal*, vol. 5, no. 4, Art. no. 6562742, 2013, doi: 10.1109/JPHOT.2013.2273733.
- [16] S. Yamashita, "A tutorial on nonlinear photonic applications of carbon nanotube and graphene," *Journal of Lightwave Technology*, vol. 30, no. 4, pp. 427-447, 2012, doi: 10.1109/JLT.2011.2172574.
- [17] M. Jiang *et al.*, "A graphene Q-switched nanosecond Tm-doped fiber laser at 2 μ m," *Laser Physics Letters*, vol. 10, no. 5, Art. no. 055103, May. 2013, doi: 10.1088/1612-2011/10/5/055103.
- [18] N. Hussin, M. H. Ibrahim, F. Ahmad, H. Yahaya, and S.W. Harun, "Graphene nanoplatelets (GNP-PVA based passive saturable absorber)," *TELKOMNIKA (Telecommunication, Computing, Electronics and Control)*, vol. 15, no. 2, pp. 814-819, Jun. 2017, doi: 10.12928/TELKOMNIKA.V15I11.6126.
- [19] N. H. M. Apandi, S. N. F. Zuikafly, N. Kasim, M. A. Mohamed, S. W. Harun, and F. Ahmad, "Observation of dark and bright pulses in Q-switched erbium doped fiber laser using graphene nano-platelets as saturable absorber," *Bulletin of Electrical Engineering and Informatics*, vol. 8, no. 4, pp. 1358-1365, Dec. 2019, doi: 10.11591/eei.v8i4.1610.
- [20] A. H. A. Rosol, Z. Jusoh, H. A. Rahman, M. F. M. Rusdi, S. W. Harun, and A. A. Latiff, "Graphene oxide saturable absorber for generating eye-safe Q-switched fiber laser," in *IOP Conference Series: Materials Science and Engineering*, Jun. 2019, vol. 210, no. 1, p. 012042, doi: 10.1088/1757-899X/210/1/012042.




- [21] H. Ahmad, *et al.* "Passively Q-switched thulium fluoride fiber laser operating in S-band region using N-doped graphene saturable absorber," *Indian Journal of Physics*, vol. 95, no. 9, pp. 1837-1842, Sept. 2021, doi: 10.1007/s12648-020-01815-2.
- [22] J. Lu, J. X. Yang, J. Wang, A. Lim, S. Wang, and K. P. Loh, "One-pot synthesis of fluorescent carbon nanoribbons, nanoparticles and graphene by the exfoliation of graphite in ionic liquids," *ACS Nano*, vol. 3, no. 8, pp. 2367-2375, Aug. 2009, doi: 10.1021/nn900546b.
- [23] D. Wei *et al.* "Graphene from electrochemical exfoliation and its direct applications in enhanced energy storage devices," *Chemical Communications*, vol. 48, no. 9, pp. 1239-1241, Jan. 2012, doi: 10.1039/c2cc16859f.
- [24] L. Q. Zhang, Z. Zhuo, J. X. Wang, and Y. Z. Wang, "Passively q-switched fiber laser based on graphene saturable absorber," *Laser Physics*, vol. 22, no. 2, pp. 433-436, Feb. 2012, doi: 10.1134/S1054660X12020284.
- [25] L. Wei, D. P. Zhou, H. Y. Fan, and W. K. Liu, "Graphene-based Q-switch erbium doped fiber laser with wide-pulse-repetition-rate range," *IEEE Photonics Technology Letters*, vol. 24, no. 4, pp. 309-311, 2012, doi: 10.1109/LPT.2011.2178821.
- [26] H. Zhang, D. Y. Tang, L. M. Zhao, Q. L. Bao, and K. P. Loh, "Large energy mode locking of an erbium-doped fiber laser with atomic layer graphene," *Optics Express*, vol. 17, no. 20, pp. 17630-17635, Sept. 2009, doi: 10.1364/OE.17.017630.

BIOGRAPHIES OF AUTHORS






Nabihah Hussin    received her bachelor degree in Electrical Engineering major in Control and Instrumentation in 2010 and Master of Engineering (Electrical) in 2014 from Universiti Teknologi Malaysia. She is currently pursuing PhD in Electrical Engineering at Universiti Teknologi Malaysia. Her current research includes saturable absorber, graphene and fiber laser. She can be contacted at email: hussin.nabihah@gmail.com.






Asrul Izam Azmi    received a B. Eng. and an M. Eng. in Electrical Engineering in 2001 and 2004 respectively, from Universiti Teknologi Malaysia (UTM), Skudai. He obtained his PhD at the University of New South Wales (UNSW), Sydney in 2012. His PhD related to the area of optical fibre sensor and application in Mechanical Engineering. He joined UTM in 2002 as a tutor and is currently a senior lecturer at the same university. He was appointed as Head for the Lightwave Communication Research Group, UTM from 2014 to 2017. He then joined Jurutera Budiman (Mechanical and Electrical) Sdn. Bhd., a consultant firm, for an industrial internship from September 2017 to November 2018 to enhance his industry experience. His main research interest covers topics in optical sensor including specialty fibre sensor, fibre laser, fibre Bragg grating and spectroscopy-based sensor. His work emphasised on implementation of research findings into real-world applications. He can be contacted at email: asrul@utm.my.






Mohd Rashidi Salim    received his Bachelor of Engineering (Electrical-Mechatronics) and was appointed as a tutor in the same university in December 2008. He started his Master study in July 2009 and was awarded Masters of Engineering (Electrical-Electronics and Telecommunication) from UTM in June 2011. Subsequently, he pursued his PhD in Electrical Engineering at UTM from September 2011 until September 2015. He is a member of the Institution of Engineers Malaysia (IEM) and the Institute of Electrical and Electronics Engineers (IEEE). His research interests are in spectroscopic sensors, optical fibre sensors and electromagnetics. He can be contacted at email: rashidi@fke.utm.my.






Muhammad Yusof Mohd Noor    received the B.Eng. and M.Eng. in electrical engineering in 2006 and 2008, respectively, from Universiti Teknologi Malaysia (UTM), Skudai. He received his PhD degree at the University of New South Wales (UNSW), Sydney in 2013. His PhD work was related to the area of optical fiber sensor and application in biomedical engineering. He is currently a senior lecturer in the UTM. His research interests include development of fiber-based sensing techniques and application of fiber sensing technology in engineering areas. He can be contacted at email: yusofnor@fke.utm.my.






Ahmad Sharmi Abdullah    Bachelor in Electrical Engineering (Power) in 2005 from University Teknologi Malaysia. He obtained his M.Eng and PhD in Electrical Engineering from Universiti Teknologi Malaysia in 2007 and 2013, respectively. Currently, He is currently a senior lecturer at Universiti Teknologi Malaysia. His main research interest covers topics in photonic devices, photonics, optics and communication engineering. He can be contacted at email: sharmi@utm.my.






Michael David    received his Bachelor of Engineering degree in Electrical and Computer Engineering and Master of Engineering degree in Telecommunication Engineering from Federal University of Technology, Minna, Nigeria in 2004 and 2010, respectively. The Ph.D. degree in Electrical Engineering was conferred on him by Universiti Teknologi Malaysia (UTM), Skudai Johor, Malaysia in 2016 for his work on visible absorption based ozone sensors. He is currently a Lecturer with Federal University of Technology Minna, Nigeria. His research focuses on absorption spectroscopy for gaseous ozone concentration measurement. He is a registered Engineer with the Council for the regulation of Engineering in Nigeria (COREN). He is also a Certified Fiber Optic Technologist (CFOT) and a member of Fiber Optic Association, inc. USA. He can be contacted at email: mikeforheaven@futminna.edu.ng.



Fauzan Ahmad    received the Degree in Mechatronics from Universiti Teknologi Malaysia in 1999, Master's Degree (Image processing) and PhD Degree in Electrical Engineering (Photonics) from University of Malaya in 2007 and 2014, respectively. He is currently a senior lecturer at Department of Electronic Systems Engineering, Malaysia-Japan International Institute of Technology (MJIT), Universiti Teknologi Malaysia. His research interest includes nano material for optical pulse laser generation and optical fiber sensor. He can be contacted at email: fauzan.kl@utm.my.



Mohd Haniff Ibrahim    received the B. Eng. in Telecommunication Engineering in 1999 from University of Malaya. He obtained his M.Eng and PhD in Electrical Engineering from Universiti Teknologi Malaysia in 2001 and 2007, respectively. Currently, he is an associate professor in a field of photonics. His main research interest covers topics in optoelectronics devices and thin film solar cell development. He can be contacted at email: hanif@fke.utm.my.