

Hybrid deep learning model using recurrent neural network and gated recurrent unit for heart disease prediction

Surenthiran Krishnan, Pritheega Magalingam, Roslina Ibrahim

Razak Faculty of Technology and Informatics, Universiti Teknologi Malaysia, Kuala Lumpur, Malaysia

Article Info

Article history:

Received Jan 8, 2021

Revised Apr 9, 2021

Accepted Apr 29, 2021

Keywords:

Deep neural network

Gated recurrent unit

Long short term memory

Recurrent neural network

SMOTe

ABSTRACT

This paper proposes a new hybrid deep learning model for heart disease prediction using recurrent neural network (RNN) with the combination of multiple gated recurrent units (GRU), long short-term memory (LSTM) and Adam optimizer. This proposed model resulted in an outstanding accuracy of 98.6876% which is the highest in the existing model of RNN. The model was developed in Python 3.7 by integrating RNN in multiple GRU that operates in Keras and Tensorflow as the backend for deep learning process, supported by various Python libraries. The recent existing models using RNN have reached an accuracy of 98.23% and deep neural network (DNN) has reached 98.5%. The common drawbacks of the existing models are low accuracy due to the complex build-up of the neural network, high number of neurons with redundancy in the neural network model and imbalance datasets of Cleveland. Experiments were conducted with various customized model, where results showed that the proposed model using RNN and multiple GRU with synthetic minority oversampling technique (SMOTe) has reached the best performance level. This is the highest accuracy result for RNN using Cleveland datasets and much promising for making an early heart disease prediction for the patients.

This is an open access article under the [CC BY-SA](https://creativecommons.org/licenses/by-sa/4.0/) license.



Corresponding Author:

Pritheega Magalingam

Razak Faculty of Technology and Informatics

Universiti Teknologi Malaysia

Level 7, Menara Razak, Sultan Yahya Petra street, 54100 Kuala Lumpur, Malaysia

Email: mpritheega.kl@utm.my

1. INTRODUCTION

Heart disease is the leading cause of death in the United States and globally [1]. The most common type is coronary artery disease which can cause a heart attack [2]. Health factors such as cholesterol, blood pressure, and glucose control contribute to cardiovascular health [3]. The main factors that could lead to heart disease include family genetic, high blood pressure, cholesterol, sex, age, diet, calcium rate, a stretched level of blood vessel and lifestyle. Heart disease becomes one of the leading causes of death around the world [2], [4]. This paper aims to increase the accuracy of heart disease prediction and produce a better accuracy compared to the existing RNN deep learning model [5].

Artificial intelligence (AI), machine learning, deep learning are the technologies that infusing the healthcare system and industries for the past decades [6]-[12]. Deep learning provides the healthcare industry with the ability to analyst data at exceptional speeds without compromising on accuracy. Deep learning works similar to the human brain where it uses statistical data in a mathematical model [11]. Deep learning consists of multiple neurons and layers that rely on a neural network and allows the micro-analytics on the data to generate a desired expected outcome [13]. Deep learning is very essential to make a precise and

meticulous prediction of heart disease as mitigation in early detection for patients. An efficient medical disease prediction model named grey wolf optimization (GWO) + RNN where its GWO algorithm is used for feature selection which removes the unrelated attributes and redundant attributes. It improved the performance of prediction with auto encoder (AE) based RNN method avoids the feature dimensionality problems has produced 98.2% [14]. Removing the attributes from the datasets makes the quality of the prediction poor. The original version of the GWO algorithm has a few disadvantages such as low solving accuracy, unsatisfactory ability of local searching, and slow convergence rate [15], [16]. The Advance RNN model with multiple GRU has produced 98.4% yet the model consumes high time processing. The model tends to crash due to out of memory which was caused by the high number of neurons in the model [5]. Machine learning algorithms and techniques have been very accurate in predicting the heart related diseases but still, there is a need in shaping the scope of research, especially on how to handle high dimensional data and overfitting problem.

One of the issues in the predictive performance of systems is low data quality. The most common data quality issues are missing and irrelevant values. Imputation of missing values can help to increase data quality by filling gaps in training data [17]. A lot of research can also be done on the correct ensemble of algorithms to use for a particular type of data [18]. Cleveland heart disease dataset which is taken from the universal child immunization (UCI) repository will be the primary source for this proposed model. A deep learning ensemble model with LSTM and GRU has retained 85.71% accuracy. The future work of this study can be performed with different mixtures of ML and DL models for better prediction [19].

2. LITERATURE REVIEW

Cardiovascular disease is the leading cause of death worldwide and a major public health concern [20]. Another common issue in the healthcare analysis is the imbalance of dataset distribution and particularly in heart disease prediction [1]. This paper overcomes the problem of imbalanced datasets and insufficient real data using a new under-sampling scheme of SMOTe. Demand for future work should be done with larger datasets to ensure the accuracy of deep learning models are maintained and sustained. SMOTe will synthetic the small class of datasets to become larger and balance datasets [21]. The next section will explain further about the study in artificial intelligence, machine learning and deep learning.

2.1. Artificial intelligence (AI)

Artificial intelligence (AI) refers to the man-made intelligence that has been developed in machines and computers to think like humans and mimic their actions. It is able to perform the learning data patterns, analyst the information and problem solving similar to human brains [5], [22]. AI is powerful and efficient in healthcare especially in the crucial field such as early detection of sickness, managing the treatment, prediction of sickness and critical events, evaluation of diseases. AI provides the cognitive abilities in managing healthcare and facilitates of auto-updating medical information across other healthcare platforms. The exceptional ability of AI to provide more accurate analysis results, minimize the clinical data errors, notifying on real-time health risk and robust prediction have become the reason to utilize AI in healthcare, eventually improve the healthcare quality [6].

2.2. Machine learning (ML)

Machine learning (ML) is a subset of AI that uses statistical computations and numerical calculations to perform analysis [23]. ML requires algorithms that cover the learning process of the data to process and produce the end results. It focused on building applications that learn from data and improve their accuracy over time without being programmed. An algorithm is a sequence of statistical processing steps. Algorithms are executed a few times, which is known as training, to find patterns and features in massive amounts of data. Eventually, the final output will be produced based on the strong algorithms and available data.

2.3. Deep learning (DL)

Deep learning is a subfield of machine learning where respective algorithms are supported by the neurons and layers in the structure and function of a brain called artificial neural networks. Deep learning duplicates the functions of the human brain in data processing and analysing in order to make a decision [10], [11]. Deep learning uses a hierarchical level of artificial neural networks to perform the deep analysis process to learn a dataset very rigorously. The learning process of deep learning is executed similarly to a human brain, from input to final output where in between lies the number of hidden layers and each hidden layers have neurons. Neuron is also known as a node that holds and deeply analyst specific data has been instructed earlier in the algorithm of a neural network and forwards the partially processed data to another layer of a

neural network. The process data of deep learning uses a non-linear approach, where all the inputs would be connected and related in order to produce the best output. The first layer of the neural network collects the input data, processes them and sends it to the next layer as output. The next layers of the neurons in neural networks of deep learning will process the previous information before making the decision and produce the final results. Artificial neural networks (ANNs) are a class of non-linear statistical models that have been remarkably successful under the deep learning framework. When composed together in many layers, ANNs are feasible to fit and often obtain high predictive accuracy [24], [25].

2.4. RNN

RNN is a type of deep learning-oriented algorithm, which follows a sequential approach. RNN's uniqueness comes from its having connections between hidden layers. It replicates the same hidden layer many times over where the same weights and biases are applied to the inputs on each time step. The network will run the process within the loop where it will modify its hidden state, update and store the data in its built-in memory. The RNN will build its model by train its respective data. The model will be updated and rebuild at each time a data pass through the RNN chain. RNN is very simple to understand the data during the training process and able to handle both numerical and categorical data, which requires little data preparation, for possible to validate a model using statistical tests, performs well with large datasets [5], [26].

RNN uses cluster points of data in functional groups in a statistical algorithm. Larger data will be complex and harder for the classification and clustering process due to various types of variables [26]. Besides that, RNN has memory capabilities where it will capture the updates and record them in their neuron units. This is an advantage in processing time sequence data which provides RNN a unique quality in deep learning models. RNN able to collect data from arbitrarily long sequences. RNN captures the sequential information present in the input data and dependency between the words in the text while making predictions. Figure 1 shows the RNN and feed forward neural network process of a data sequence. RNN has backpropagation capabilities which consist of strong advantage in data processing and deep analysing for each hidden layer of the neural network.

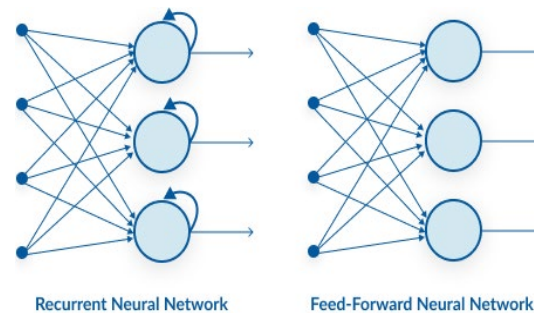


Figure 1. Difference between RNN and feed forward neural network [21]

2.5. GRU

Gated recurrent unit (GRU) is a type of enhanced LSTM and RNN where it can keep the essential data and relations of input sequences efficiently and purge the less important data to reduce the memory and processing time of GRU. Due to this uniqueness, GRU is widely used in sequential data prediction and reduces the processing time [5], [27]. GRU is improvised from LSTM to reduce lagging and delay processing in the neural network [27]. The structure of the GRU is simplified from the LSTM, with two gates, but no separate memory cell. A single update gate is formed in GRU, which replaced the input gate and the forget gate in LSTM, is used to analyst rapidly the current state of output. The reset gate in GRU is introduced to purge unnecessary data of the previous hidden state [28].

2.6. Keras

Keras is an open source machine-learning library written in python and widely used for rapid building deep learning models. It is a high-level application programming interface (API) that runs on top of Tensorflow, Theano, and CNTK and wraps up extensive complex numerical computation. Keras provides a convenient solution to deep learning problems and removes the effort of building a complex network [29]. Keras overcome the process of complex neural networks into a much simplified solution that has been supported tf [29]. Keras module is the official frontend of Tensorflow, which is the most popular API among other deep learning libraries [30].

2.7. Tensorflow

Tensorflow is an end-to-end open source platform for machine learning [5]. Tensorflow is an open source library for numerical computation and large-scale machine learning that combines the machine learning and deep learning models' algorithms to make them more efficient. Tensorflow will execute the process in neural networks to learn the data behavior patterns based on the available data and incorporates them with the Tensorflow database. Tensorflow's database is enormous with libraries for neural networks, statistical computations and numerical calculations. Tensorflow operates at a large scale and in heterogeneous environments. Tensorflow uses dataflow graphs to represent computation, shared state, and the operations that mutate that state [31].

2.8. Critical analysis

Table 1 shows the analysis of the existing RNN deep learning models on heart disease prediction. F. Ali *et al.* [32] produced the highest accuracy with 98.5%. Most of the deep learning models have the redundancy of learning where the neural networks of the deep learning model need to train the particular data and memorise the behaviour pattern of the particular datasets. The redundancy has caused the main reason for the inefficiency in data prediction. Babu *et al.* [14] provides 98.23% using GWO optimization using RNN. The original version of the grey wolf optimization (GWO) algorithm has few disadvantages such as low solving accuracy, bad local searching ability and slow convergence rate [15], [16]. Krishnan *et al.* [5] has developed an improvised RNN with multiple GRU with 98.4%. This paper will enhance this model to increase the accuracy using an optimum number of GRU and the best learning rate.

Table 1. Critical analysis of existing RNN deep learning models on heart disease prediction

Author	Year	Technique	Drawbacks
[32]	2020	Selection of features and ensemble deep learning model. Accuracy = 98.5%	Some features are neglected.
[14]	2018	RNN with grey wolf optimization (GWO) and auto encoder based. Accuracy = 98.23	GWO neglect some of the attributes.
[33]	2019	χ^2 statistical model configured deep neural network (DNN) accuracy of 93.33%	Redundancy of data and inefficiency in data analysing.
[34]	2020	Stacked+LSTM+BRNN (Model) Accuracy = 93.22%	The first four LSTM layers are activated using sigmoid activation function.
[35]	2018	RNN with Theano Accuracy = 92%	Training of RNN models are exploding and gradient vanishing. Theano uses long compile times for large models.
[36]	2020	A stacked-GRU based Recurrent Neural Network model Accuracy of 84.37%	Learning rate low with GRU and RNN.
[26]	2019	Prognosis prediction using RNN (PP- RNN). Accuracy of 98%	Redundancy of data during deep analysing in hidden layers.
[1]	2020	Bi-directional Long Short Term Memory with Conditional Random Field (BiLSTM-CRF) Accuracy of 90.04%	Redundancy of data and inefficiency in the architecture of the neural network.
[19]	2020	Hard Voting ensemble-method approach retained. Surpass Machine learning technique, LSTM and GRU. Accuracy of 85.71%	Redundancy of data and inefficiency in the deep analysing of each parameter through out the hidden layers.
[5]	2020	The presence of multiple gated recurrent unit (GRU) have improvised the RNN model performance with 98.4% of accuracy.	The performance of the model can be improved.

3. METHOD

This paper proposes a hybrid deep learning model which will be designed with RNN and GRU supported by Keras and Tensorflow as the backend. The datasets have 313 samples which is a small size of datasets found to be imbalanced. The imbalanced dataset is relevant primarily in the context of supervised machine learning involving two or more classes. Imbalanced data classification is one of the issues that has risen up when machine learning evolved from science fiction to an applied technology [21]. The complications of imbalanced data classification occur because of the disproportion in the dataset that is very common [37]. Therefore, the datasets will be synthetic through oversampling in SMOTE technique. The SMOTE's main purpose is to make the imbalance dataset to be balanced by randomly regenerating the minority class of dataset. SMOTE synthesizes new instances from minority class to make the equality in data [21], [37]. It makes the linear interpolation for the minority class of instances and correlates the best regeneration of the dataset in order to main the balance data by randomly selecting the k-nearest neighbours (KNN) for each example in the minority class [38].

3.1. Development of proposed model

The RNN will be developed together with GRUs to form a robust hybrid neural network. Figure 2 shows 5 main steps that will be used to develop the proposed model. The preliminary task is very crucial to ensure the collection of data and ensure its data quality. The dataset used in this study was obtained from UCI Repository that consists of 303 patients who are undergoing angiography. The Cleveland data will be processed to minimise the noisy data which has the missing values of features for 6 rows in the datasets. The processed data should follow the standards before it passes through the proposed neural network. Various studies and hybrid models of deep learnings have been studied thoroughly before the idea of this proposed model is designed.

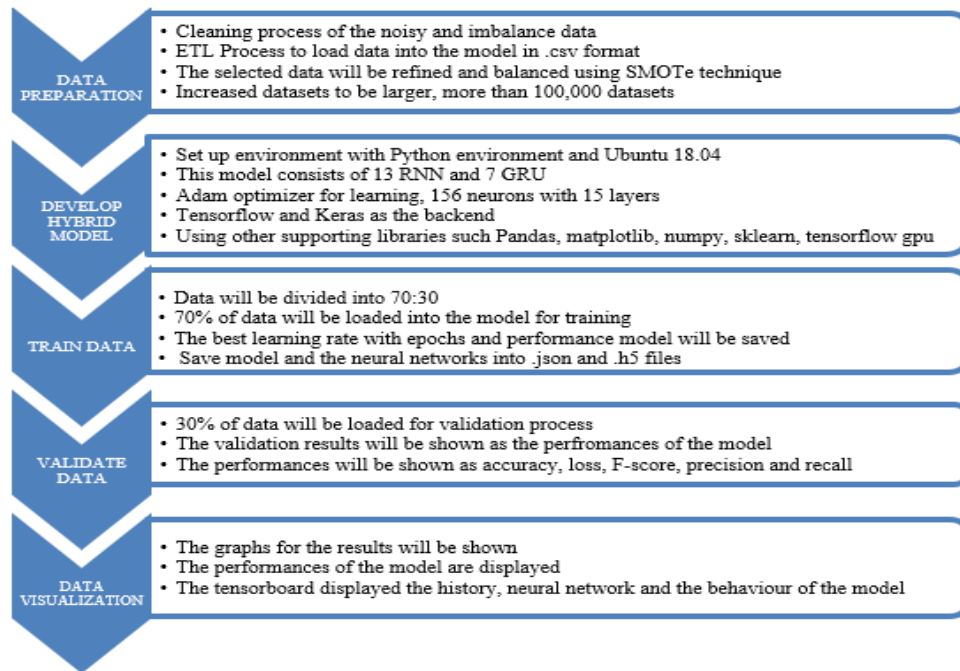


Figure 2. Methodology proposed model

3.2. Proposed model

The proposed model can be divided into 3 components which are data processing, data analytics and data visualization. The 1st component of the model acts to perform the extract transform load (ETL) process using SMOTe, and this overcomes the imbalanced nature of Cleveland dataset. This technique generates synthetic data for the minority class by oversampling and make the Cleveland dataset balance, more quality and larger.

The 2nd component will be the essential part where the predictive analytics under the data analytics will be performed. Predictive analytics for this component is designed with RNN and 7 GRUs. As more layers using certain activation functions are added to neural networks, the gradients of the loss function approach zero, making the network hard to train. Therefore, the batch normalization layers will refine its learning rate and training for the model by Adam optimization. The trained model with best epochs, batch size of data and verbose will be saved respectively to json and h5 format. The learning rate will change to choose the accuracy for the trained model.

The 3rd component will visualise the behaviour pattern of the proposed model in the graphs in Tensorboard. The file for the final results of the prediction will be generated and saved at the end of this process. The entire process of the model will be displayed to depict the overall performance, deep analysing and sub process of the proposed model. The proposed model produces higher accuracy compared to other RNN based deep learning models. In concordance with the ultimate goal of this paper to further improve the prediction accuracy, this hybrid deep learning prediction model merges the best prediction records obtained from the previous model trainings. RNN collects each and every information through time during the model training in time series prediction with the backpropagation. The stacking of multiple GRUs allows for greater model complexity. Different GRU will function to record different layers in the RNN to increase the accuracy during the training only because of the feature to remember previous inputs as well. Adam

optimization able to refine and choose the best learning rate to increase the accuracy of the model and generates optimal weights for the proposed model. This proposed hybrid prediction model able to outperform RNN with the presence of multiple GRUs in the hidden layers of the model as shown in Figure 3.

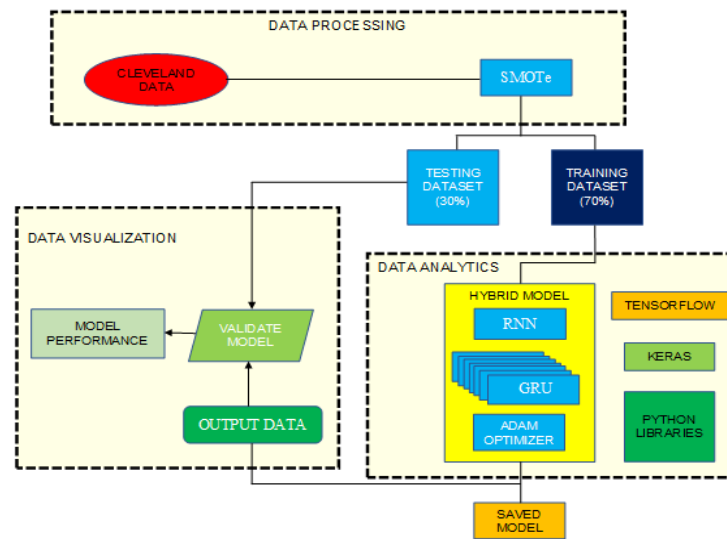


Figure 3. The structure of proposed model

4. RESULTS AND DISCUSSION

The results are generated once the proposed model has completed the trainings and testing. Data used for trainings are separated from testing, which will be 70:30. The proposed model enables the best training with a small batch size of data. This small batch size of the Cleveland dataset is best suitable for the RNN and GRU to make a better prediction in the testing. Figure 4 shows the accuracy of 97.9869% before the proposed model gone through almost 3,000,000 epochs. The results were generated after it went through several trainings. The trainings model and network are saved in .json and .h5 files. The next testing of new datasets will be using the prior trained model to generate the end results.

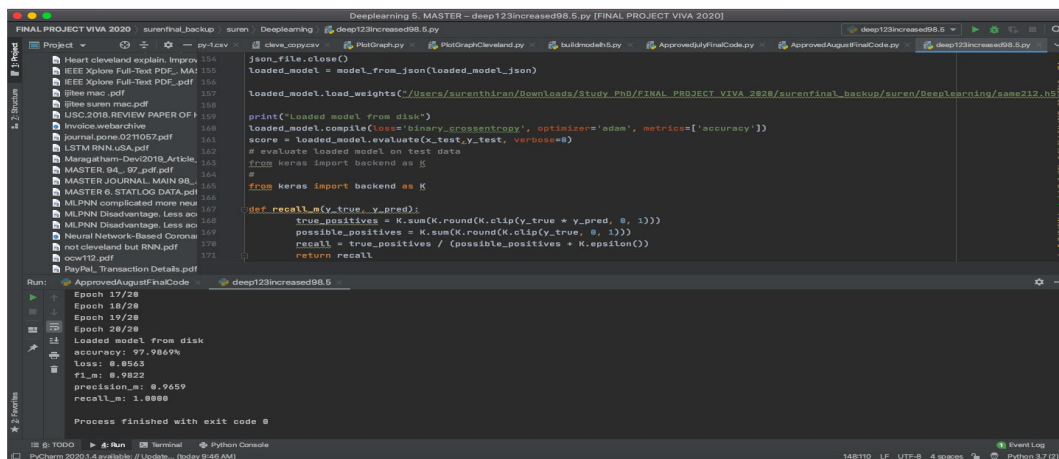


Figure 4. Results of RNN with GRU

Figure 5 represents the final results of the proposed model that is 98.6876%. This accuracy is the highest for the existing deep learning models of RNN. This model was trained several times and the model’s performances such as accuracy, loss, f1 score, precision and recall score are recorded in Table 2. The maximum epochs were almost 4,330,350 times that took almost 192 hours on a stable machine with GPU as

the booster for the model. Previously, the proposed model was found to crash each time it went through a high number of training. The environment of Ubuntu and Pycharm halt the training process due to excessive use of memory in the computer.

The proposed model has proven to perform better compared to other existing models of RNN as shown in Table 3. The complex RNN with a higher number of hidden layers and neurons has been simplified and works faster with GRU. The significance of RNN and GRU has been discussed and achieved 98.4% [5] while the proposed model has achieved 98.6876%. This enhancement was done by the implementation of the correct number of GRUs with RNN. The proposed model has proven to work faster due to its environment in Ubuntu and the presence of GPU.

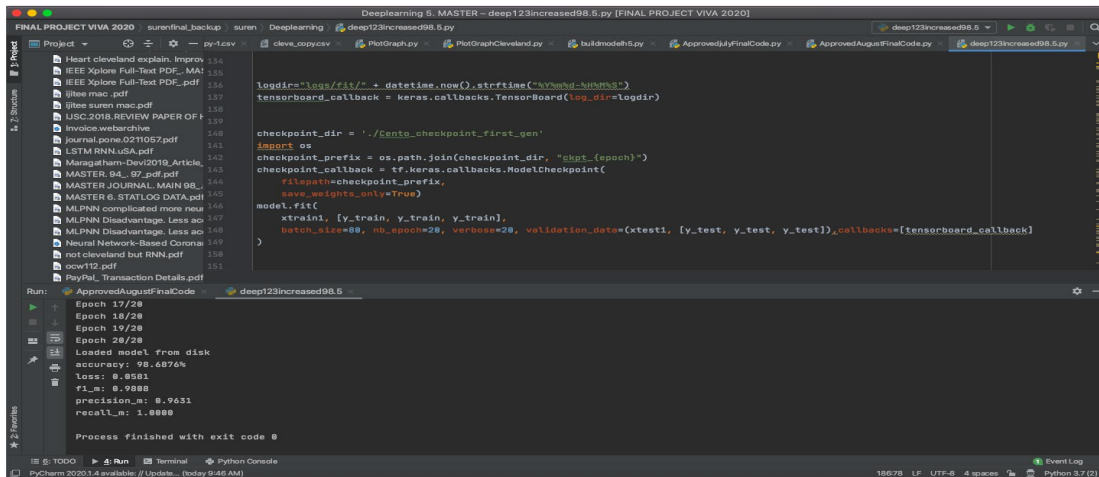


Figure 5. Final results of proposed model

Table 2. Results of proposed model

Epochs	Accuracy (%)	Loss	F1 m	Precision m	Recall m
500,000	97.3876	0.0865	0.8908	0.9409	0.9190
1,000,000	97.3876	0.0824	0.8918	0.9451	0.9210
1,500,000	98.3876	0.0875	0.9018	0.9465	0.9218
2,000,000	97.3876	0.0732	0.95238	0.9483	0.9219
2,500,000	97.3876	0.0876	0.9348	0.9452	0.9338
3,000,000	98.1876	0.0732	0.9368	0.9496	0.9459
3,500,000	98.3876	0.0762	0.9478	0.9435	0.9689
4,000,000	98.2876	0.0692	0.9508	0.9531	0.9872
4,330,350	98.6876	0.0581	0.9808	0.9631	1.0000
4,500,000	97.6876	0.0531	0.9748	0.9602	0.9882
5,000,000	97.1876	0.0569	0.9738	0.9611	0.9879

Table 3. Comparison of proposed model with existing model

Model	Accuracy (%)	Specificity (%)	Sensitivity (%)
RNN [14]	98.23	97.6	99.1
Back propagation neural network [39]	98.2	89.65	87.64
RNN [35]	92	-	-
Prognosis prediction using RNN (PP-RNN) [26]	98	98.08	98.47
Advanced RNN with GRU [5]	98.4	98.4	99.1
Proposed model	98.69	96.31	1.0000

5. CONCLUSION

This paper applied SMOTE method to solve the data imbalance problem. The hybrid model is designed with RNN and GRU and has successfully increased the prediction accuracy. The RNN with GRU selects the attributes for the classification and predicts the diseases based on the priority during the model training. The RNN has the advantage of processing instances of data independent to previous instances. GRU is capable to memorise the data behaviour during training faster compared to RNN where it will purge unnecessary data during learning of the model. The proposed model has the higher performance with the larger dataset ever that consists of more than 100,000 samples compared to the existing studies. Future work

on the hybrid model can be extended with other deep learning models for better attribute selection and could increase the efficiency of the data classification and accuracy. This hybrid deep learning model has enhanced the quality of deep analysing and decision-making in heart disease prediction. This predictive deep learning model could be one of the AI tools that could potentially transform the quality of life for billions of people around the world who are suffering from heart disease.

ACKNOWLEDGEMENTS

We would like to express our gratitude and appreciation to all our family members who support us throughout the completion of this research. We also acknowledge the motivations and inspirations from all the Universiti Teknologi Malaysia lecturers and the community of data science, especially in this deep learning technology.

REFERENCES

- [1] A. Baccouche, B. Garcia-Zapirain, C. C. Olea, and A. Elmaghraby, "Ensemble deep learning models for heart disease classification: A case study from Mexico," *Information*, vol. 11, no. 4, pp. 1-28, 2020, doi: 10.3390/INFO11040207.
- [2] M. Heron and V. Statistics, "National Vital Statistics Reports Deaths: Leading Causes for 2017," *National Center for Health Statistics*, vol. 68, no. 6, 2019.
- [3] E. J. Benjamin, P. Muntner, and A. Alonzo, "Heart Disease and Stroke Statistics-2019 Update: A Report From the American Heart Association," *Circulation*, vol. 139, no. 10, pp. e56-e528, 2019, doi: 10.1161/CIR.0000000000000659.
- [4] C. Krittanawong *et al.*, "Deep learning for cardiovascular medicine: A practical primer," *European Heart Journal*, vol. 40, no. 25, pp. 2058-2073, Feb. 2019, doi: 10.1093/eurheartj/ehz056.
- [5] S. Krishnan, P. Magalingam, and R. B. Ibrahim, "Advanced recurrent neural network with tensorflow for heart disease prediction," *International Journal of Advanced Science and Technology*, vol. 29, no. 5, pp. 966-977, 2020.
- [6] D. Ben-Israel *et al.*, "The impact of machine learning on patient care: A systematic review," *Artificial Intelligence in Medicine*, vol. 103, Mar. 2020, Art. no. 101785, doi: 10.1016/j.artmed.2019.101785.
- [7] R. Vaishya, M. Javaid, I. H. Khan, and A. Haleem, "Artificial Intelligence (AI) applications for COVID-19 pandemic," *Diabetes and Metabolic Syndrome: Clinical Research and Reviews*, vol. 14, no. 4, pp. 337-339, 2020, doi: 10.1016/j.dsx.2020.04.012.
- [8] S. Mohan, C. Thirumalai, and G. Srivastava, "Effective Heart Disease Prediction Using Hybrid Machine Learning Techniques," in *IEEE Access*, vol. 7, pp. 81542-81554, 2019, doi: 10.1109/ACCESS.2019.2923707.
- [9] A. Dutta, T. Batabyal, M. Basu, and S. T. Acton, "An efficient convolutional neural network for coronary heart disease prediction," *Expert System Applications*, vol. 159, 2020, Art. no. 113408, doi: 10.1016/j.eswa.2020.113408.
- [10] R. Miiikkulainen *et al.*, "Chapter 15-Evolving Deep Neural Networks," *Artificial Intelligence in the Age of Neural Networks and Brain Computing*, 2019, pp. 293-312, doi: 10.1016/B978-0-12-815480-9.00015-3.
- [11] D. Shetty, C. A. Harshavardhan, M. J. Varma, S. Navi, and M. R. Ahmed, "Diving Deep into Deep Learning: History, Evolution, Types and Applications," *International Journal of Innovative Technology and Exploring Engineering (IJITEE)*, vol. 9, no. 3, pp. 2835-2846, 2020, doi: 10.35940/ijitee.a4865.019320.
- [12] T. Araujo, N. Helberger, S. Kruikemeier, and C. H. de Vreese, "In AI we trust? Perceptions about automated decision-making by artificial intelligence," *AI and Society*, vol. 35, pp. 611-623, 2020, doi: 10.1007/s00146-019-00931-w.
- [13] R. Zhao, R. Yan, Z. Chen, K. Mao, P. Wang, and R. X. Gao, "Deep learning and its applications to machine health monitoring," *Mechanical Systems Signal Processing*, vol. 115, pp. 213-237, 2019, doi: 10.1016/j.ymsp.2018.05.050.
- [14] B. S. Babu, A. Suneetha, G. C. Babu, Y. J. N. Kumar, and G. Karuna, "Medical disease prediction using grey wolf optimization and auto encoder based recurrent neural network," *Periodicals of Engineering and Natural Sciences*, vol. 6, no. 1, pp. 229-240, 2018, doi: 10.21533/pen.v6i1.286.
- [15] N. Singh, "A Modified Variant of Grey Wolf Optimizer," *Int J Sci Technol Sci Iran*, 2018, doi: 10.24200/sci.2018.50122.1523.
- [16] Zhi-Jun Teng, Jin-Ling Lv, and Li-Wen. Guo, "An improved hybrid grey wolf optimization algorithm," *Soft Computing*, vol. 23, no. 15, pp. 6617-6631, 2019, doi: 10.1007/s00500-018-3310-y.
- [17] F. Jiang *et al.*, "Artificial intelligence in healthcare: Past, present and future," *Stroke Vascular Neurology*, vol. 2, no. 4, pp. 230-243, 2017, doi: 10.1136/svn-2017-000101.
- [18] V. V. Ramalingam, A. Dandapath, and M. K. Raja, "Heart disease prediction using machine learning techniques: A survey," *International Journal of Engineering & Technology*, vol. 7, no. 2.8, pp. 684-687, 2018, doi: 10.14419/ijet.v7i2.8.10557.
- [19] I. Javid, A. K. Z. Alsaedi, and R. Ghazali, "Enhanced accuracy of heart disease prediction using machine learning and recurrent neural networks ensemble majority voting method," *International Journal of Advanced Computer Science and Applications (IJACSA)*, vol. 11, no. 3, pp. 540-551, 2020, doi: 10.14569/ijacsa.2020.0110369.
- [20] F. Farzadfar, "Cardiovascular disease risk prediction models: challenges and perspectives," *The Lancet Global Health*, vol. 7, no. 10, pp. e1288-e1289, 2019, doi: 10.1016/S2214-109X(19)30365-1.

- [21] P. P. Prasad and F. S. Francis, "Medical Data Classification Based on SMOTE and Recurrent Neural Network," *International Journal of Engineering and Advanced Technology (IJEAT)*, vol. 9, no. 3, Jun. 2020, doi: 10.35940/ijeat.C5444.029320.
- [22] D. Acemoglu and P. Restrepo, "The wrong kind of AI? Artificial intelligence and the future of labour demand," *Cambridge Journal of Regions, Economy and Society*, vol. 13, no. 1, pp. 25-35, Dec. 2019, doi: 10.1093/cjres/rsz022.
- [23] K. Kersting, "Machine Learning and Artificial Intelligence: Two Fellow Travelers on the Quest for Intelligent Behavior in Machines," *Frontiers Big Data*, vol. 1, pp. 1-4, Nov. 2018, doi: 10.3389/fdata.2018.00006.
- [24] M. Chen, U. Challita, W. Saad, C. Yin, and M. Debbah, "Artificial Neural Networks-Based Machine Learning for Wireless Networks: A Tutorial," *IEEE Commun. Surv. Tutorials*, vol. 21, no. 4, pp. 3039-3071, 2019, doi: 10.1109/COMST.2019.2926625.
- [25] O. M. Al-Mubayyed, B. S. Abu-Nasser, and S. S. Abu-Naser, "Predicting Overall Car Performance Using Artificial Neural Network," *International Journal Academy Applied Research*, vol. 3, no. 1, pp. 1-5, 2019. [Online]. Available: <http://www.ijeais.org/ijaar>.
- [26] N. S. R. Pillai, K. K. Bee, and J. Kiruthika, "Prediction Of Heart Disease Using RNN Algorithm," *International Research Journal of Engineering and Technology (IRJET)*, vol. 6, no. 3, pp. 4452-4458, 2019.
- [27] S. Gao, Y. Zheng, and X. Guo, "Gated recurrent unit-based heart sound analysis for heart failure screening," *Biomedical Engineering Online*, vol. 19, no. 1, pp. 1-17, 2020, doi: 10.1186/s12938-020-0747-x.
- [28] J. Chen, H. Jing, Y. Chang, and Q. Liu, "Gated recurrent unit based recurrent neural network for remaining useful life prediction of nonlinear deterioration process," *Reliability Engineering and System Safety*, vol. 185, pp. 372-382, 2019, doi: 10.1016/j.res.2019.01.006.
- [29] D. Grattarola and C. Alippi, "Graph Neural Networks in Tensorflow and Keras with Spektral," *arXiv preprint arXiv:2006.12138*, 2020.
- [30] Y. Li, C. Huang, L. Ding, Z. Li, Y. Pan, and X. Gao, "Deep learning in bioinformatics: Introduction, application, and perspective in the big data era," *Methods*, vol. 166, pp. 4-21, Aug. 2019, doi: <https://doi.org/10.1016/j.ymeth.2019.04.008>.
- [31] M. Abadi *et al.*, "TensorFlow: A System for Large-Scale Machine Learning," in *12th {USENIX} Symposium on Operating Systems Design and Implementation ({OSDI} 16)*, Nov. 2016, pp. 265-283, [Online]. Available: <https://www.usenix.org/conference/osdi16/technical-sessions/presentation/abadi>.
- [32] F. Ali *et al.*, "A smart healthcare monitoring system for heart disease prediction based on ensemble deep learning and feature fusion," *Information Fusion*, vol. 63, pp. 208-222, 2020, doi: 10.1016/j.inffus.2020.06.008.
- [33] L. Ali, A. Rahman, A. Khan, M. Zhou, A. Javeed, and J. A. Khan, "An Automated Diagnostic System for Heart Disease Prediction Based on χ^2 Statistical Model and Optimally Configured Deep Neural Network," in *IEEE Access*, vol. 7, pp. 34938-34945, 2019, doi: 10.1109/ACCESS.2019.2904800.
- [34] S. K. Bandyopadhyay, "Stacked Bi-directional LSTM Layer Based Model for Prediction of Possible Heart Disease during Lockdown Period of COVID-19," *J. Adv. Res. Med. Sci. Technol.*, vol. 07, no. 02, pp. 10-14, 2020, doi: 10.24321/2394.6539.202006.
- [35] A. Kishore, A. Kumar, K. Singh, M. Punia, and Y. Hambir, "Heart Attack Prediction Using Deep Learning," *Heart*, vol. 5, no. 4, pp. 4420-4423, 2018.
- [36] S. Dutta and S. K. Bandyopadhyay, "Early Detection of Heart Disease Using Gated Recurrent Neural Network," vol. 3, no. 1, pp. 8-15, 2020.
- [37] R. Rustogi and A. Prasad, "Swift Imbalance Data Classification using SMOTE and Extreme Learning Machine," *2019 International Conference on Computational Intelligence in Data Science (ICCIDS)*, 2019, pp. 1-6, doi: 10.1109/ICCIDS.2019.8862112.
- [38] J. Sun, H. Li, H. Fujita, B. Fu, and W. Ai, "Class-imbalanced dynamic financial distress prediction based on Adaboost-SVM ensemble combined with SMOTE and time weighting," *Information Fusion*, vol. 54, pp. 128-144, 2020, doi: 10.1016/j.inffus.2019.07.006.
- [39] N. V. Ravindhar, K. Anand, S. Hariharan, Ragavendran, and S. G. Winster, "Intelligent diagnosis of cardiac disease prediction using machine learning," *Int. J. Innov. Technol. Explor. Eng.*, vol. 8, no. 11, pp. 1417-1421, 2019, doi: 10.35940/ijitee.I9765.0981119.

BIOGRAPHIES OF AUTHORS



Surenthiran Krishnan is a Signal Officer serving in Malaysian Armed Forces. Currently, he is an instructor in information technology (IT) which focus in AI and Big Data. He completed his bachelor's degree at University Technology Malaysia in Computer Engineering. He earned his master's degree in Information Assurance in the University Technology Malaysia. He's currently taking up his Doctorate of Philosophy degree in Deep Learning in the same university. He has 12 years of professional experience as Information Technology instructor with expertise in computer networking, programming, computer security and internet of things (IoT) Technologies. He is a member of the board of engineers (BEM) and institution of engineers malaysia (IEM) in Malaysia. He is also an active member of Royal Signals Regiment who promotes researches in the area of AI, big data, computing sciences and communication engineering. He received scholarship from the Malaysian Armed Forces for his degree and Master in Information Assurance.



Pritheega a/p Magalingam is a Senior Lecturer in Razak Informatics and Technology Faculty of Universiti Teknologi Malaysia. She received her B.Sc. (Computer) Degree in 2006 and completed her M.Sc. (Information Security) Degree in 2009 from University Technology Malaysia. Her MSc. thesis comprises Digital Evidence Retrieval and Forensic Analysis Guideline for an Illegal Gambling Machine. She has completed her PhD at Royal Melbourne Institute of Technology, Melbourne, Australia in July 2015. Her research focuses on complex network analysis to build a new approach to detecting a criminal community. She has 8 years of experience in building new tools using R for network science applications. She is now a senior lecturer at Razak Faculty of Technology and Informatics, UTM Kuala Lumpur and her area of expertise is Digital Forensics Analysis and Validation, Information Security Risk Management and Applications of Complex Network Analysis.



Roslina bt Ibrahim is a Senior Lecturer in Razak Informatics and Technology Faculty of Universiti Teknologi Malaysia. Her research interest are educational games design and development, user acceptance of information systems, quantitative research and usability & interaction design. She is also a supervisor to several PhD and masters students with specialization in information systems.