

Catalytic partial oxidation of methane to syngas over perovskite catalysts

Tan Ji Siang¹, Aishah Abdul Jalil^{1,2,*}, Hambali Umar Hambali¹, Ijaz Hussain¹, and Mohammad Saifulddin bin Mohd Azami¹

¹School of Chemical and Energy Engineering, Faculty of Engineering, Universiti Teknologi Malaysia, 81310 Johor Bahru, Johor, Malaysia.

²Centre of Hydrogen Energy, Institute of Future Energy, Universiti Teknologi Malaysia, 81310 Johor Bahru, Johor, Malaysia.

Abstract. Partial oxidation of methane (POM) significantly offers benefits to the industrial production of syngas in comparison with other conventional processes in terms of hydrogen (H₂)/carbon monoxide (CO) ratio and degree of catalyst deactivation induced by carbonaceous species. Thus, the increasing concern on commercialisation of POM technology has driven the catalyst system to enter another stage of developing a novel catalyst, namely perovskite. POM is comprehensively reviewed and compared with various perovskite catalysts. Apart from studying process chemistry to understand POM reaction, the role of metal types for perovskite structure on catalytic performance and coke selectivity are also scrutinised and summarised. Additionally, the comprehension of POM pathways and the corresponding pictorial depiction are discussed and provided in this paper.

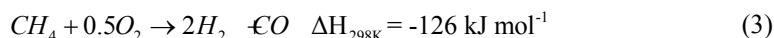
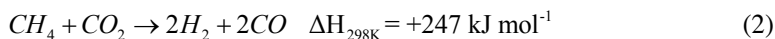
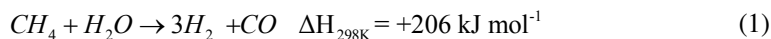
1 Introduction

Fossil fuels are our primary energy source that have a significant impact on human welfare over the past few decades [1]. However, increasing energy demand from global population has led to severe energy shortage crisis [2, 3]. Thus, the rapid growth in energy demand induced by the increase in global population, depletion of non-renewable fossil fuels, and overabundant emissions of anthropogenic carbon dioxide (CO₂) greenhouse gas from intensive industrial combustions have accelerated the necessity of alternative and renewable energy sources [4].

Syngas (a mixture of hydrogen (H₂) and carbon monoxide (CO)) appears as a highly potential candidate among renewable energy sources, which provides flexible building blocks for synthetic fuel production via Fischer-Tropsch synthesis (FTS) and its derivatives including methanol, dimethyl ether (DME), and methyl tert-butyl ether (MTBE) in petrochemical industries [5-7]. Steam reforming of methane (SRM, see Equation (1)) is generally utilised as the conventional method for industrial syngas production with regard to economic perspective [8], whereas in respect of environmental concerns, dry reforming

* Corresponding author: aishahaj@utm.my

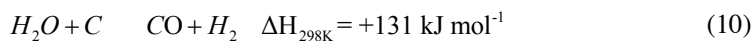
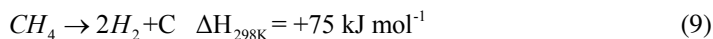
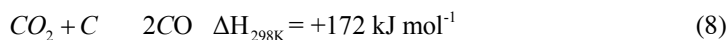
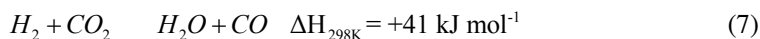


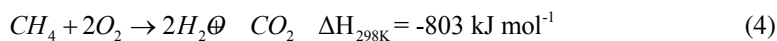
of methane (DRM, cf. Equation (2)) is able to convert unwanted CO₂ gas into value-added syngas products [9, 10]. However, the resulting H₂/CO ratios of these two technologies are inappropriate for the major downstream production such as FTS and methanol generation, which requires a practical H₂/CO ratio of 2. As a result, the implementation of SRM (or DRM) technology probably requires ancillary processes such as purification and separation for tuning the H₂/CO ratio, leading to a rise in capital expenditure. Catalytic partial oxidation of methane (POM, see Equation (3)) has therefore appeared as the attractive technology to yield the H₂/CO ratio of 2 for subsequent downstream production.



Perovskite oxides with ABO₃ structure have recently attracted substantial attention in various realms of solid-state chemistry, including catalysis. Over the past few decades, extensive investigations for POM reaction and relevant findings have mainly been systematised based on actual experimental studies [11-13]. Nevertheless, summaries of POM performance over perovskite catalysts are still little-known. Thus, in this paper, emphasis has been placed on the perovskite catalyst system and the process chemistry of POM, and several opinions and outlooks are provided in the conclusion.

2 Process chemistry of POM reaction

Chemical processes are fundamentally dominated by the thermodynamic nature of reaction equilibrium. Numerous reaction routes could concomitantly occur to produce desired products and unwanted side products within the same system. In fact, POM process consists of such a system. The complexity of this system probably involves multiple primary reactions for syngas production (*viz*, SRM (Equation (1)), DRM (Equation (2)), and POM (Equation (3))) and some side reactions comprising of non-coke reactions (see Equations (4)–(6)) and coke forming reactions (cf. Equations (8)–(10)). Apart from direct POM process, a two-step combustion-reforming process also contributes to the production of syngas, in which CO₂ and H₂O produced from the total combustion of methane could subsequently react with the remaining methane (CH₄) to yield H₂ and CO, known as DRM and SRM reactions [6, 14].



In the brief overview of POM, York *et al.* [14] reported that POM was only able to produce high H₂ and CO yield at high temperature of 850 °C and above, whereas non-equilibrium product distributions were obtained at the temperature below 850 °C. In addition, Zhu *et al.* [15] reported similar findings in their study of POM thermodynamic

analysis. Regardless of the concentration of CH₄, they proposed that CH₄ only partially participated in POM reaction at low temperature region, resulting in low product yield due to the high kinetic barrier to the reaction. However, at high temperature region, H₂ and CO yields increased drastically possibly due to the dominance of POM [15]. In addition, SRM and DRM could contribute to syngas production since these endothermic reactions are thermodynamically favourable at high temperature region.

As POM results in volume expansion based on the stoichiometric reaction equation (see Equation (3)), rising pressure on POM reportedly led to the reduction in CH₄ conversion, as well as H₂ and CO product yields [14]. Interestingly, York *et al.* also suggested that the total combustion reaction (see Equation (4)) was more likely independent from gas expansion effect during POM, thus the increasing pressure could favourably accelerate the formation rate of CO₂ and H₂O as given in Equations (5) and (6) instead of the main reactions (*viz.*, SRM, DRM, and SRM). In addition, Zhu *et al.* proposed that the pressure effect on syngas production was only significant at the temperature ranging of 400 to 1200 °C based on their thermodynamic and kinetic simulation results [15]. This behaviour further corroborates that the dominance of reactions is mainly governed by the reaction temperature to achieve high H₂ and CO yields.

3 Perovskite catalysts for POM reaction

Numerous studies about the development of perovskite catalysts for POM reaction have been reported in the literature due to its excellent properties and benefits, as well as catalytic activity and stability as summarised in Table 1. Perovskite catalysts are generally presented by the formula of ABO₃, in which A and B are two metal cations with different sizes [16]. With respect to the perovskite structure, the B-site cation is octahedrally surrounded and the A-site cation is positioned at the vacancy produced between these octahedra. These structures offer feasible alternation of unit cell dimensions by the replacement of A ion and hence, varying the covalence of B-O bond in the ABO₃ structure [17]. In fact, the formation of lattice defects induced by A-site or B-site cation substitutions enhances oxygen (O₂) adsorption and mobility within the lattice structure, hence promoting catalytic performance [18]. In many studies, both A and B-site ions can be partly replaced by other metals to produce multi-cation substituted perovskites with the formula of AA'BB'O₃ [16-19]. Figure 1 demonstrates the reaction processes during POM over perovskites.

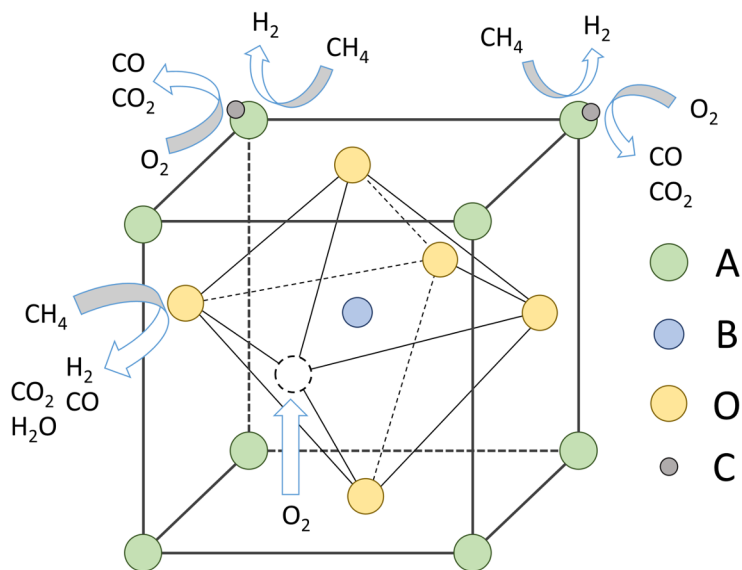


Fig. 1. Pictorial depiction of reaction processes during POM over perovskites.

As previously mentioned, POM possesses two routes of reaction pathways to produce syngas. In the investigation of $\text{La}_{1-x}\text{Sr}_x\text{FeO}_3$ as an oxygen carrier for POM, Zhao *et al.* [20] found that the increasing strontium (Sr) composition in perovskites enhanced the adsorption of O_2 on catalyst surface, thus suppressing coke formation. However, the improved O_2 adsorption reduced both CH_4 conversion (from 95% to 56%) and H_2 selectivity (from 86% to 76%). From the above observations, Zhao *et al.* [20] proposed that the enhanced O_2 adsorption led to the excessive adsorbed oxygen (from oxygen reactant) on catalyst surface, favouring complete oxidation of CH_4 (see Equation (4)) whereas the lattice O_2 originated from the reduction of Fe^{3+} to Fe^{2+} was appropriate for the direct POM (cf. Equation (3)) pathway. Dedov *et al.* [21] conducted experimental POM studies over the rare earth-alkali earth cobaltate-based catalyst, namely $\text{NdCaCoO}_{3.96}$, LaSrCoO_4 , and $\text{La}_{1.25}\text{Sr}_{0.75}\text{CoO}_{4.03}$. $\text{NdCaCoO}_{3.96}$ exhibited the highest CH_4 conversion of 88% and CO selectivity of 90% in comparison to that of LaSrCoO_4 and $\text{La}_{1.25}\text{Sr}_{0.75}\text{CoO}_{4.03}$. They assigned the excellent catalytic activity of $\text{NdCaCoO}_{3.96}$ to the easier formation of Nd and Ca oxides, as well as metallic Co phase during the reduction in POM, as demonstrated by H_2 temperature-programmed reduction (H_2 -TPR) data [21].

In the paper of POM over La-Ca-M-(Al)-O ($\text{M} = \text{Co}, \text{Cr}, \text{Fe}, \text{and Mn}$) perovskites, Cihlar Jr. *et al.* [22] reported the order of catalytic activity as $\text{La-Ca-Co-(Al)-O} > \text{La-Ca-Fe-(Al)-O} > \text{La-Ca-Mn-(Al)-O} > \text{La-Ca-Cr-(Al)-O}$. The improvement of catalytic activity was ascribed to the rise in the strength of M-O bond in La-Ca-M-(Al)-O catalysts and growing stability of the perovskite systems during H_2 reduction. Based on the TPR/TPO experiments, Cihlar Jr. *et al.* proposed that POM over La-Ca-M-(Al)-O system could be interpreted as a two-step mechanism, known as combustion-reforming process, in which the total oxidation of CH_4 produced CO_2 and H_2O , followed by SRM and DRM to yield H_2 and CO [22]. Palcheva *et al.* reported that Rh promotion on $\text{La}_{0.75}\text{Sr}_{0.25}(\text{Fe}_{0.8}\text{Co}_{0.2})_{1-x}\text{Ga}_x\text{O}_{3-\delta}$ catalysts could improve the reducibility of perovskite oxides and thus, enhancing CH_4 dissociation [23]. However, the increase in gallium (Ga) addition on rhodium (Rh)-promoted perovskite oxides reportedly decreased the catalytic performance, possibly owing to the metal agglomeration induced by reduction and oxidation cycles of perovskite particles. Thus, they concluded that perovskites reducibility and dispersion degree of Rh

particles were the crucial key to the catalytic behaviour in order to obtain excellent POM performance.

Table 1. List of catalytic performance for recently employed catalysts in POM reaction.

Catalyst	CH ₄ /O ₂ Ratio	T (°C)	Gas Hourly Space Velocity (L g _{cat} ⁻¹ h ⁻¹)	Performance			Ref.
				Conversion (%)		Selectivity (%)	
				CH ₄	H ₂		
LaFeO ₃	-	850	12	95	86	6	[20]
La _{0.7} Sr _{0.3} FeO ₃	-	850	12	63	81	44	[20]
La _{0.5} Sr _{0.5} FeO ₃	-	850	12	68	78	36	[20]
La _{0.1} Sr _{0.9} FeO ₃	-	850	12	56	76	85	[20]
NdCaCoO _{3.96}	2:1	900	20	88	-	90	[21]
LaSrCoO ₄	2:1	900	20	37	-	58	[21]
La _{1.25} Sr _{0.75} CoO _{4.03}	2:1	900	20	33	-	31	[21]
La _{0.5} Ca _{0.5} Co _{0.7} Al _{0.3} O _{3-δ}	2:1	900	36	99	99	99	[22]
La _{0.5} Ca _{0.5} Cr _{0.7} Al _{0.3} O _{3-δ}	2:1	900	36	56	75	80	[22]
La _{0.5} Ca _{0.5} Fe _{0.7} Al _{0.3} O _{3-δ}	2:1	900	36	79	88	88	[22]
La _{0.5} Ca _{0.5} Mn _{0.7} Al _{0.3} O _{3-δ}	2:1	900	36	74	81	84	[22]
La _{0.75} Sr _{0.25} Fe _{0.6} Co _{0.15} Ga _{0.25} O _{3-δ}	1:1	600	18.6	17	-	-	[23]
Rh/La _{0.8} Sr _{0.2} Fe _{0.8} Co _{0.2} O _{3-δ}	1:1	600	18.6	82	-	32	[23]
Rh/La _{0.75} Sr _{0.25} Fe _{0.6} Co _{0.15} Ga _{0.1} O _{3-δ}	1:1	600	18.6	97	-	85	[23]
Rh/La _{0.75} Sr _{0.25} Fe _{0.6} Co _{0.15} Ga _{0.25} O _{3-δ}	1:1	600	18.6	83	-	97	[23]
Rh/La _{0.75} Sr _{0.25} Fe _{0.6} Co _{0.15} Ga _{0.4} O _{3-δ}	1:1	600	18.6	66	-	100	[23]

4 Conclusion and outlooks

POM is a promising substitute for other conventional reforming processes for syngas production as it offers the adaptable adjustment of H₂/CO ratios by manipulating feed composition. In addition, O₂ oxidising agent in POM reaction could significantly diminish carbon formation and thus, improve catalytic activity and stability.

However, the bibliographic knowledge about POM mechanism is still vague due to the complexity of this reaction. In order to improve the combined benefits of metals and supports, the use of innovative catalyst synthesis approaches could extensively influence the physicochemical properties of catalysts (i.e., surface metal dispersion and degree of metal-support interaction). Additionally, the best-fit kinetic modelling developed from the fundamental POM mechanistic steps is important in order to efficiently fabricate a functional catalyst. Therefore, future studies of suitable and proper catalyst preparation

techniques and POM kinetics should be considered in order to improve catalytic performance and stability for the industrial application of POM process.

The authors gratefully acknowledge the financial support from Universiti Teknologi Malaysia via Research University Grant No. 19H04 for this work.

References

1. D. Pakhare, J. Spivey, Chem. Soc. Rev. **43**, 7813–7837 (2014)
2. A. Goepfert, M. Czaun, J.P. Jones, G.S. Prakash, G.A. Olah, Chem. Soc. Rev. **43**, 7995–8048 (2014)
3. International Energy Agency, *World energy outlook 2017* (2017)
4. T.D.S. Veras, T.S. Mozer, D.D.C.R.M.D. Santos, A.D.S. César, Int. J. Hydrogen Energy **42**, 2018–2033 (2017)
5. W. Wang, S. Wang, X. Ma, J. Gong, Chem. Soc. Rev. **40**, 3703–372 (2011)
6. M. Usman, W.M.A. Wan Daud, H.F. Abbas, Renew. Sustain. Energy Rev. **45**, 710–744 (2015)
7. B. Abdullah, N.A.A. Ghani, D.V.N. Vo, J. Clean. Prod. **162**, 170–185 (2017)
8. W. Nabgan, T.A.T. Abdullah, R. Mat, B. Nabgan, Y. Gambo, M. Ibrahim, A. Ahmad, A.A. Jalil, S. Triwahyono, I. Saeh, Renew. Sust. Energy Rev. **79**, 347–357 (2017)
9. S.M. Sidik, A.A. Jalil, S. Triwahyono, T.A.T. Abdullah, A. Ripin, RSC Adv. **5**, 37405–37414 (2015)
10. S.M. Sidik, S. Triwahyono, A.A. Jalil, M.A.A. Aziz, N.A.A. Fatah, L.P. The, J. CO₂ Util. **13**, 71–80 (2016)
11. Y.H. Hu, E. Ruckenstein, J. Phys. Chem. A **102**, 10568–10571 (1998)
12. E. Finocchio, G. Busca, P. Forzatti, G. Groppi, A. Beretta, Langmuir **23**, 10419–10428 (2007)
13. Y. Zhu, S. Zhang, J.J. Shan, L. Nguyen, S. Zhan, X. Gu, F. Tao, ACS Catal. **3**, 2627–2639 (2013)
14. A.P. York, T. Xiao, and M.L. Green, Top. Catal. **22**, 345–358 (2003)
15. J. Zhu, D. Zhang, K.D. King, Fuel **80**, 899–905 (2001)
16. C.-J. Liu, J. Ye, J. Jiang, Y. Pan, ChemCatChem **3**, 529–541 (2011)
17. M.-S. Fan, A.Z. Abdullah, S. Bhatia, ChemCatChem **1**, 192–208 (2009)
18. S. Kawi, Y. Kathiraser, J. Ni, U. Oemar, Z. Li, E.T. Saw, ChemSusChem **8**, 3556–3575 (2015)
19. M.M. Nair, S. Kaliaguine, New J. Chem. **40**, 4049–4060 (2016)
20. K. Zhao, F. He, Z. Huang, A. Zheng, H. Li, Z. Zhao, Chinese J. Catal. **35**, 1196–1205 (2014)
21. A.G. Dedov, A.S. Loktev, D.A. Komissarenko, K.V. Parkhomenko, A.-C. Roger, O.A. Shlyakhtin, G.N. Mazo, I.I. Moiseev, Fuel Process. Technol. **148**, 128–137 (2016)

22. J. Cihlar Jr., R. Vrba, K. Castkova, J. Cihlar, *Int. J. Hydrogen Energy* **42**, 19920–19934 (2017)
23. R.Palcheva, U. Olsbye, M. Palcut, P. Rauwel, G. Tyuliev, N. Velinov, H.H. Fjellvag, *Appl. Surf. Sci.* **357**, 45–54 (2015)