

The Impact of Healthcare Expenditure and Healthcare Sector Growth on CO₂ Emission using Dynamic Panel Data System GMM Estimation Model during COVID 19 Crisis

Irza Hanie Abu Samah¹, Intan Maizura Abd Rashid^{2*}, Wan Ahmad Fauzi Wan Husain³, Suraiya Ibrahim³, Hariri Hamzah⁴, Mohammad Harith Amlus³

¹School of Human Resource Development and Psychology, Faculty of Social Sciences and Humanities, Universiti Teknologi Malaysia, Malaysia, ²Faculty of Business and Management, Universiti Teknologi MARA, Alor Gajah, Melaka, Malaysia, ³School of Business Innovation and Technopreneurship, Universiti Malaysia Perlis, Malaysia, ⁴School of Electronic, Universiti Kuala Lumpur (UniKL), Malaysia. *Email: intanmaizuraar@gmail.com

Received: 10 April 2020

Accepted: 24 August 2020

DOI: <https://doi.org/10.32479/ijeeep.9769>

ABSTRACT

As huge consumers of water and energy, healthcare sector have a significant environmental impact. The healthcare sector is accountable for answering countless the most dangerous effects of climate change and pollution, deadly environmental emissions and other greenhouse gases itself. This study aims to observe empirically the effect of healthcare expenditure and health sectors growth on CO₂ during Covid 19 outbreak in Malaysia. As the world has awakened to the potential risks of Covid 19, there has been a massive effort to add capacity to the healthcare system rapidly. In Malaysia, apart from stressing the need for the public to strictly adhere to the Movement Control Order (MCO), the government an immediate boost in funding for healthcare services through initial stage fiscal policy response to Covid 19 outbreak. This research used Dynamic Panel Data Model also known as longitudinal study. This study explained Dynamic Panel Data System GMM Estimation model is fitting to interpret the outcome, indicate healthcare expenditure and healthcare growth on Covid-19, inflation rate and unemployment rate have significant relationship with CO₂ emission. Empirical findings suggest that CO₂ emissions policies reforms are required to channelize healthcare sector growth to a more government spending resulting from fiscal policy designed by the government of Malaysia. The regulators of other countries should pull out CO₂ emissions policies to achieve sustainable economic growth and health sector growth development. The results provide important information to allow comparisons of the health-care sector with other economic sectors in Malaysia and the global healthcare sector in terms of CO₂ emission. In particular, the results are intended to contribute to the understanding of the CO₂ emission of national healthcare systems so that policymakers, especially in low-income and middle-income countries, can develop relevant CO₂ emissions mitigation policies.

Keywords: Covid-19, Fiscal Policy, Healthcare Expenditure, Healthcare Sector Growth, CO₂ Emission, Dynamic Panel Model, Malaysia

JEL Classifications: E31, Q41, Q57

1. INTRODUCTION

In developed countries, healthcare sector have been estimated to contribute around 3% to 8% of national greenhouse gas emissions, 8% in the USA and 3% in the United Kingdoms, although more robust analyses including other countries need to be undertaken. Nowadays, the Government's immediate priority was to reduce

the Covid 19 epidemic from continue to spread. Malaysia declared an amount of RM53 billion coronavirus stimulus package to help Movement Control Order (MCO) associated businesses and citizens survive the crisis. The Health Ministry of Malaysia will receive a distribution amounting to RM500 million and the government will allocate additional RM1 billion to obtaining hire medical experts and equipment to combat Covid 19. Many

Medical specialists notify of a serious shortage of health capitals and shortage of funding for healthcare services resulting from the increasing cases of Covid 19 and can could put lives at highest risk in Malaysia. Recognizing front liner healthcare sacrifices, the Government will allocate the special stipend ranging from RM400 to RM600 monthly till the epidemic ends. In addition, the Government also decides to extend a special stipend of RM200 monthly to police, military, civil defence customs and RELA members that are directly involved in imposing the MCO. Total of 169,000 numbers of front liners are estimated to advantage from this allowances.

Furthermore, the insurance sector will create a special allocations to cover the costs acquired for screening test of up to RM300 per person and takaful medical certificate to undertake the test at private hospitals and laboratories as initiated by Ministry of Health (MOH) amounting of RM8 million. Lastly, insurance and takaful companies will provide a 3 month deferment on premiums by contributors that affected by the pandemic. Meanwhile in Wuhan, China, the shortage of protective medical supplies and lack of knowledge about COVID-19 were the main factors causing the large number of healthcare workers to contract the virus in the early stages of the outbreak in Wuhan, China. However, 31 medical teams involving of more than 42,000 nurses and doctors were sent to Wuhan to fight the outbreak.

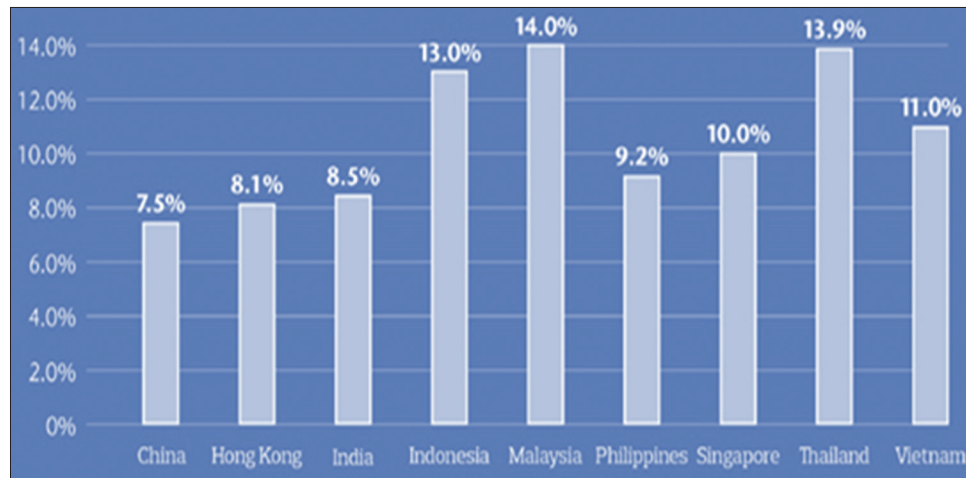
Healthcare benefits cost growth increasing during Covid-19 because of shortage of medical supply. Thus, a lot of government spending on healthcare expenditure was acquired to put in stimulus package focused on healthcare industry. This has appropriately focused spending on providing acute-care capacity, ventilators, and stocks of other critical medical materials, such as personal protective equipment. Theory from Keynesian and Endogenous growth theories have pointed out that fiscal policy plays a vital role in raising speed of economic development. Most of the previous literature on the relationship between economic sector growth and government spending has determined that government spending can influence sector growth positively through various ways. Figure 1 shows that the government spending can increase healthcare sector growth by providing public goods that are reflecting major component of aggregate demand. Moreover, many of literatures relating on this issue and the relationship between government spending and economic growth is still not clear. Baffes and Shah (2013) was first try to determine the relationship between different types of government spending and military sector growth. The findings shows that the elasticity with veneration to human resource capital and infrastructure are highest and lowest respectively. The research concludes that high sector growth in the world economy can be achieved through investing more in human resource development and less in military and other non-development activities. Knack and Keefer (1995) and Keefer and Knack (1997) views that government spending on a strong enforcement of contracts, legal system for the protection of rights and dispute settlements are helpful in raising sector growth. According to Asghar et al. (2011), the resources allocated to health sectors and education increasing the healthcare sector growth and government should introduce policies for encouraging private sector to invest more in health and education.

1.1. CO₂ Emission and Healthcare Sector in Malaysia

Figures 2 and 3 demonstrate that the total amount of Carbon dioxide (CO₂) emission emitted by industries in Malaysia within the year 2006 to 2019. It appears that CO₂ emission throughout the observation period is very volatile. It had seemed that the 1st 4 years indicated a dramatic dip in the emitted amount of CO₂ by which from 2005 to 2007 the amount plummeted from 125,374.730kt to as low as 107,934.478kt a drop for 13.9%. However, from 2008 onward the graph showed a gradual increment, yet with few slip backs but only slightly. From the year 2006-2019, the graph show that CO₂ emission soared by 27% that is an increment of 28,782.283kt followed by a slight drop of merely on 2002. It is assumed that economic growth contributes to industrial development by which industrial development plays a vital role regulating in the emission of CO₂. It may have a direct or an indirect effect to the environmental degradation both positive and negative. Poveda and Martinez (2013) stated that the development trends and CO₂ emission in three of the countries they explored differs. Colombia: A developing country, Germany and Sweden: both developed countries showed that an increase in economic indicator does not promise an increase to CO₂ emission.

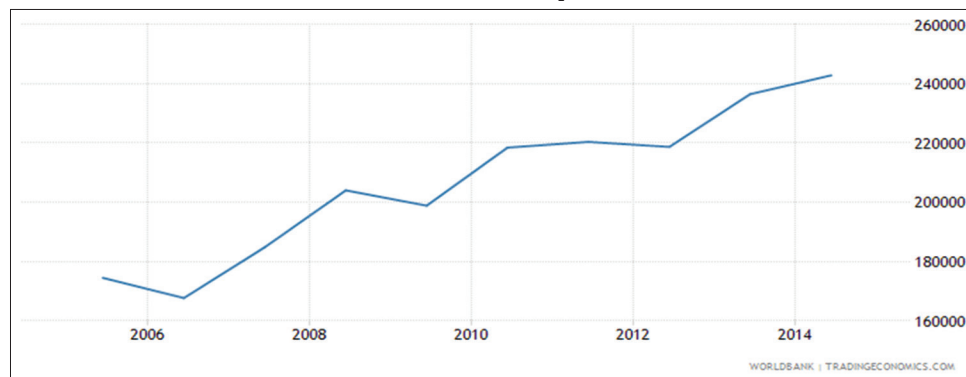
Hospitals consume energy to provide power medical equipment, lighting, supply heating heat water and air conditioning. They also produce waste from both waste water and single-use disposable supplies. Hospitals consume more energy than other nonresidential buildings per square meter of floor space, in part because of their continuous operation. This study can be supported by Adom et al. (2012), long run Vector Error Correction causality test were performed to identify the direction the variable runs amongst each other. From this study, the result of and pollution in Malaysia depending on the variables, each has its own effects on the others. The result showed that the causality direction is running from healthcare sector and CO₂ emission to government expenditure. This study proves that government expenditure is significantly affected by CO₂ emission and sectors, all in contributions to pollution. This study clearly stated that the variance decomposition analysis results revealed that economic growth contributes largely to changes in future carbon emission in Senegal and Morrocco. The result from the empirical studies showed that we had achieved the purpose of this study where most of the result indicated that economic growth indeed had positive effects on pollution. However, CO₂ emission is not the only means of pollution healthcare sector output, on the other hand would come from healthcare sectors. In a contradictable study to the one mentioned above, Chemiwchan (2012) said that since 30 years ago, key industrial pollutants in the developed world have reduced their emission levels, however the emission level in developing countries are increasing. The study also stated that there are substantial variation of industrial pollutants in emission intensities considering the time frame and countries explored. Zhang et al. (2013) supported by finding out that large proportions of water waste pollution comes from export embodied industrial emission. This study uses three distinguished variables upon relating it with the researcher's topic of interest. Such variables and its trend in Malaysia will then be explained further. In additions, Dialysis consumes 120-800 L of fresh water per treatment, depending on the type (clinic vs. home) and duration of the therapy session.

Figure 1: Health care benefit cost growth in 2020



Source: Aon's 2020 global medical trend rates report

Figure 2: Malaysia CO₂ emission



Source: Trading Economics (2020)

Much of that water is discarded in the reverse osmosis process that creates the dialysis fluid, and it is known as reject water. It is essentially bacteria free, with pH, turbidity, and electrolyte characteristics not unlike those of municipal and industrial water supplies. Recycling of reject water for gray water uses for example, irrigating lawns or flushing toilets—has been advocated and has been tried in some settings. Recycling reject water is estimated to be less costly than generating fresh water through reverse osmosis of sea water. Finally, indirect energy and environmental impacts are associated with their purchasing activities.

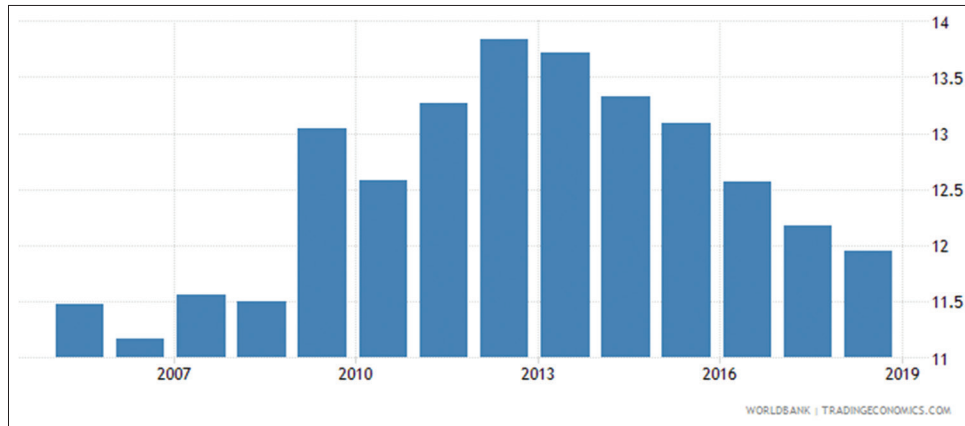
2. LITERATURE REVIEW

Healthcare benefits cost growth increasing during Covid 19 because of shortage of medical supply. Thus, a lot of government spending was acquired to put in stimulus package focused on healthcare industry. This has appropriately focused spending on providing acute care capacity, ventilators, and stocks of other critical medical materials, such as personal protective equipment. Theory from Keynesian and Endogenous growth theories have pointed out that fiscal policy plays a vital role in raising speed of economic development. Most of the previous literature on the relationship between economic sector growth and government spending has determined that government spending can influence sector growth positively through various ways. Figure 3 shows that

the government spending can increase healthcare sector growth by providing public goods that are reflecting major component of aggregate demand based on Aon's 2020 Global Medical Trend Rates Report. Moreover, many of literatures relating on this issue and the relationship between government spending and economic growth is still not clear. Baffes and Shah (2013) was first try to determine the relationship between different types of government spending and military sector growth. The findings show that the elasticity with veneration to human resource capital and infrastructure are highest and lowest respectively. The research concludes that high sector growth in the world economy can be achieved through investing more in human resource development and less in military and other non-development activities.

Knack and Keefer (1995) and Keefer and Knack (1997) views that government spending on a strong enforcement of contracts, legal system for the protection of rights and dispute settlements are helpful in raising sector growth. According to Asghar et al. (2011), the resources allocated to healthcare sectors and education increasing the healthcare sector growth and government should introduce policies for encouraging private sector to invest more in health and education. Regarding to the variables, it is assumed that economic growth affects the emission of CO₂. Hence, the researches were done as to relate economic growth and CO₂ emission. Adom et al. (2012) conducted a research in Ghana,

Figure 3: Malaysia GDP from healthcare sector



Source: Trading Economic Trading Economics (2020)

Senegal and Morocco using three related methods of Bounds Co-integration approach, Toda and Yamamoto granger causality test followed by variance decomposition analysis. The idea was to probe into the short - run causal relationship and long - term equilibrium relationships between CO₂ emissions, technical efficiency. Industrial structure and economic growth of the three mentioned African countries. The result indicated the existence of multiple long - run relationships for Ghana and Senegal yet a one - way long - term equilibrium relationship for Morocco. The final result of their study showed that economic growth plays a large role of contributing to changes in future carbon dioxide emissions in Senegal and Morocco whereas in Ghana it is technical efficiency.

In the meanwhile, employing the co-integration analysis, Piaggio and Padilla (2012) conducted a paper that studies the relationship between CO₂ emissions and economic activity of 31 countries: 28 OECD and the remaining are China, Brazil and India from 1950 to 2006. Each country's long run relationships were estimated by which functional equality, certain parameters, as well as the turning points whenever appropriate are rejected. The result confirms the need to consider differences among countries in the relationship between air pollution and economic activity in order to avoid void estimations and conclusions. In 2013, Burnett et al. (2013) used vector error correction model as their empirical specification to analyses the potential misspecification of energy consumption as a controlled variable as well as analyzing the relationship of the carbon Kuznets curve. The study they had done suggested that emission intensities are what affected by economic growth instead of absolute emission as often claimed by past studies.

Based on a past research by Anderson and Karpstam (2013). By which their paper analyses the determinants of energy and carbon intensity as well as scale effects for ten economies; 8 developed economies and two emerging economies from 1973 to 2007. In this paper, it is evident that emission over the long - terms are affected by climate policy on capital accumulation rather than in short - terms. There are differences between short - terms and long - term s results as such. The growth on productivity reduces only energy intensity whereas real oil price reduces both energy and carbon intensities. Despite revealing that carbon tax itself is inadequate to dissociate emission from economic growth, it is

somewhat deemed as a vital policy tool to reduce emissions with regards to the real oil price effect. Anderson and Karpstam (2013) whom conducted a research on 11 distinguished countries namely Austria, United States, Belgium, Sweden, Canada, Republic of Korea, Chile, Japan, Denmark, Ireland and France on the basis of a graphical hypothesis Kuznets Curve, proved that the effect of economic growth on CO₂ is positive. The results showed the effect of economic growth on CO₂ is negative before it reaches the threshold value of economic growth and that the disproportionality only existed in these countries during 2000 to 2007 as an inverse Kuznets U - shaped curve. However, it proves to contradict once the countries have reached the threshold value therein: the effect of economic growth on CO₂ is positive.

Adom et al. (2012) employed the macro economic analysis taking emission data from the energy information administration where coefficient upon GDP data were calculated on both longitudinally and cross - sectionals, conducted a paper purposely to show how close the linkage of equivalent emission and economic development is over time as well as across countries. The links of energy to output to pollution: the conversion factor is estimated between economies over time and is claimed presently too high, ascertaining a global climate change. The technical consequence were that it is very hard to coordinate the global environment, subject to the combination of weak governance upon making policies and implementations, not forgotten the gigantic nature of the PD game. It is claimed that focusing on conversion factors would be a good mean of stabilizing CO₂ emission as the paper exhibited the clear and Juggernaut type connections of both energy economic and output CO₂ emission. These comprehensive literature reviews related to this topic of interest prove evidence upon variations towards the causality relationship that exists between government expenditure, CO₂ emission and manufacturing output. Most of past literatures had studied on the relationship of these variables, however separately. Most studies employed the unit root test, co - integration test, and granger causality test in their approach of examining the relationship between the three variables in various nations including the Asian countries, European countries, OECD countries and African countries. This study, on the other hand will focus on these three variables specifically and simultaneously. The methodology utilized in this research is the Unit Root Test Johansen co - integration. Vector

Error Correction Model (VECM) and Granger Causality as these mentioned methods were frequently used by previous studies. All of these models will then be explained in the next chapter.

3. METHODOLOGY AND RESULTS

3.1. Model Specification

For this study, the explanation of interrelations between healthcare expenditure and growth, inflation rate, interest rate and unemployment rate are using the approach of production function. This approach is already extended by Cobb-Douglas which is he developed the production framework to understand and explore more about the linkage between those independent variables: (Rashid and Razak, 2017) Healthcare growth, healthcare expenditure, inflation rate, interest rate and unemployment rate. Specifically, the following extended by Cobb-Douglas is the production function:

Model 1

$$Y = EK^{\alpha} E^{\lambda} L^{\beta} e^{\mu}$$

Model 2

$$Y = HK^{\alpha} E^{\lambda} L^{\beta} e^{\mu}$$

The function is explained about the Y is energy consumption, while E, K and L is stand for real income, capital stock and labor force respectively. While the term E and H is refers to the healthcare expenditure and healthcare growth e is the error term. α , λ , and β are the production elasticities which are stands for real income, capital stock and labor force. After Cobb-Doughlas technology have been restricted to ($\alpha + \lambda + \beta = 1$), constant returns to scale could be gained. In this research, the model is revived the Y (CO₂ emission) into the healthcare expenditure and healthcare growth to be endogenously affected by all independent variables (inflation rate, interest rate and unemployment rate) (Adam and Mirosława, 2011).

Model 1 Healthcare Expenditure and CO₂ Emission

$$CO_2 = f(HE, INF, INT, UNP)$$

Model 2 Healthcare Sector and CO₂ Emission

$$CO_2 = f(HG, INF, INT, UNP)$$

Healthcare expenditure and healthcare growth is logarithmic value which is the dependent variable for this research. Healthcare expenditure and Healthcare growth that is being measured in this research is being taken from five Asia region Country which is Indonesia, Philippines, Thailand, China and Malaysia. While “HE” refer to healthcare expenditure on healthcare sector, “INF” is inflation rate, “INT” is interest rate and lastly, “UNP” refer to unemployment rate. All variables data are collected in selected developing country in Asia region.

Based on the theoretical and empirical review that have been presented, all the relationship can be specified as follows:

Model 1: Healthcare Expenditure and CO₂ Emission

$$CO_2 \text{ Emission}_t = \beta^1 HE_t + \beta^2 INF_t - \beta^3 INT_t - \beta^4 UNP_t + C_t$$

Model 2: Healthcare Sector and CO₂ Emission

$$CO_2 \text{ Emission}_t = \beta^1 HG_t + \beta^2 INF_t - \beta^3 INT_t - \beta^4 UNP_t + C_t$$

Based on the equation, the positive sign of “HE” shows that there is a significant value of CO₂ emission towards healthcare expenditure and Healthcare growth. It is shown that if healthcare expenditure and healthcare sector is increase, then the CO₂ emission will be increase. In this case, the relationship between the CO₂ emission with healthcare expenditure and HG can have a positive relationship. The elements of healthcare expenditure do have relationship with FDI and the healthcare growth. Government policies in the healthcare sector supported by political instability and poor environment for investment in the country have affected the CO₂ emission (Chingarande, 2012). The positive sign of “INF” which is actually present the inflation rate that affecting CO₂ emission in selected Asia country. The inflation that happened is a continual rise in price level where it is the index of all prices in the economy. And this phenomena will be called “inflation” when the price level increment happened in term of ongoing rising. This situation also is actually showing the short run aggregate supply shifting up while aggregate demand remains constant, where the price level will increase. Inflation phenomena has been hypothesized by many researchers and practitioners in order to change and enhance the economic growth of countries (Rashid and Razak, 2017). However, there are so much literature on the impact of inflation rate itself. For example, (Li, 2006) argues that the existence and nature of the inflation-economic growth nexus is one of the most significant macroeconomic controversies. Furhermore, Omankhanlen (2011) said that inflation has been hypothesized to distort the tax system which would in turn discourage investors for the long run due to money illusion. On the other hand, Obiamaka (2011) stated that despite of the consensus among many researchers and practitioners on the negative relationship between inflation and CO₂ emission, inflation itself could have a positive impact on CO₂ emission and in turn growth provided that it does not exceed a certain threshold. Moreover, the last positive sign of ‘UNP’ represent unemployment rate.

The unemployment rate is actually the percentage of people in a country who are able to work but not working. In a normal situation, when the economy of a country is showing a positive growth, the unemployment rate should be decrease. However, if the situation that happened is vice versa, it will lead to the higher unemployment rate and decrement productivity of CO₂ emission. According to Irpan (2016) researchers in Malaysia has studied the factors leading to decrease unemployment rate by to reduce CO₂ emission.

4. CO₂ EMISSION POLICY ON COVID 19

Unlike the global financial crisis in 2008, and the Asian financial crisis in 1997, Covid 19 crisis is a public health crisis first, and an economic crisis second. Following this, economists generally agree

that economic policy should focus mainly on bolstering public health efforts in handling the pandemic whilst ensuring the welfare of the poorest and businesses. For Malaysia, the RM20 billion stimulus package announced in early stage of this outbreak is a good start and already comprises several of the actions proposed. This study concludes that the government should allocate more resources to the social sectors for raising productivity. Health is another major form of human capital. Many studies have shown the existence of positive relationship between health and economic growth. Improvement in health status leads to an increase in life expectancy that means more opportunities for workers to work more and earn more income. Equal and proper delivery of health care services is considered to be highly important in achieving health related objectives of healthcare expenditure. Expenditures on human capital may have positive impact on economic growth. Law and order situation in a country strongly affects the living conditions of the people. Sound law and order situation protects individual and property rights, attracts FDI and provides strong incentives to the domestic investors to invest (Alola, 2019). This boosts economic activity and generates employment opportunities for the people. Healthcare expenditure on law and order and sector growth may be positively or negatively related to each other. This implies that healthcare expenditure spending on human capital and community services should be given much emphasis for promoting health sector growth in Malaysia (Kinoshita and Campos, 2003).

For this purpose, effective policies are needed to formulate and implement for promoting human capital formation and economic and community services in Malaysia. The government should curtail its expenditure on subsidies as it is inflationary in nature and creates some other economic and social problems in the country which hamper the process of economic growth (Chingarande, 2012). The government should reallocate and prioritize its expenditure on law and order for achieving success in eliminating law and order situation faced by the demand on the health system that can prevent health systems from being overwhelmed, mortality from Covid 19 will be significantly lower (Yavas and Malladi, 2020). A more practical and perhaps more immediate concern is how mounting energy scarcity, increasing energy costs, and societal pressures to reduce emissions might actually pose a threat to the delivery of health services. Health facilities depend on energy to operate and energy costs have been shown to contribute to health care price inflation. Also, the plastics commonly used in medical equipment and medical supplies require petroleum feedstock. Understanding the energy consumption and emissions associated with health services is important not only to identify opportunities to minimize their environmental impact, but also to facilitate their adaptation to a low-carbon economy especially during Covid 19 crisis. Managing CO₂ emissions is managing energy consumption, and vice versa. It is a win-win proposition.

REFERENCES

- Adam, P.B., Miroslawa, Ż. (2011), Foreign Direct Investment and Unemployment: VAR Analysis for Poland in the Years 1995-2009. *European Research Studies Journal*, 14(1), 3-14.
- Adom, P.K., Bekoe, W., Amuakwa-Mensah, F., Mensah, J.T., Botchway, E. (2012), Carbon dioxide emissions, economic growth, industrial structure, and technical efficiency: Empirical evidence from Ghana, Senegal, and Morocco on the causal dynamics. *Energy*, 47(1), 314-325.
- Alola, A.A. (2019), Carbon emissions and the trilemma of trade policy, migration policy and health care in the US. *Carbon Management*, 10(2), 209-218.
- Andersson, F.N., Karpestam, P. (2013), CO₂ emissions and economic activity: Short-and long-run economic determinants of scale, energy intensity and carbon intensity. *Energy Policy*, 61, 1285-1294.
- AON. (2020), 2020 Global Medical Trend Rates. As of this Writing, Report May be Found at Available from: <https://www.aon.com/2020-global-medical-trend-rates-rising-health-plan-costs-risk-factors/index.html>.
- Asghar, M., Khan, I.A., Anwar, W., Ahmad, B. (2011), Systemized approach for software corrective maintenance effort reduction. *Journal of Basic and Applied Scientific Research*, 1(10), 1356-1362.
- Baffes, J., Shah, A. (2013), Productivity of Public Spending, Sectorial Allocation Choices and Economic Growth. Anaheim, California: Paper Prepared for Presentation at the 1993 Annual Meetings of American Economic Association.
- Boachie, M.K., Mensah, I.O., Sobiesuo, P., Immurana, M., Iddrisu, A.A., Kyei-Brobbe, I. (2014), Determinants of public health expenditure in Ghana: A cointegration analysis. *Journal of Behavioural Economics, Finance, Entrepreneurship, Accounting and Transport*, 2(2), 35-40.
- Buckley, P.J., Clegg, L.J., Cross, A.R., Liu, X., Voss, H., Zheng, P. (2007), The determinants of Chinese outward foreign direct investment. *Journal of International Business Studies*, 38(4), 499-518.
- Burnett, J.W., Bergstrom, J.C., Dorfman, J.H. (2013), A spatial panel data approach to estimating US state-level energy emissions. *Energy Economics*, 40, 396-404.
- Chaabouni, S., Zghidi, N., Mbarek, M.B. (2016), On the causal dynamics between CO₂ emissions, health expenditures and economic growth. *Sustainable Cities and Society*, 22, 184-191.
- Cherniwchan, J. (2012), Economic growth, industrialization, and the environment. *Resource and Energy Economics*, 34(4), 442-467.
- Chingarande, A. (2012), The Relative effectiveness of monetary and fiscal policies on economic activity in Zimbabwe (1981: 4-1998: 3) an error correction approach. *International Journal of Management Sciences and Business Research*, 1(5), 1-35.
- Garbaccio, R.F., Mun, S., Jorgenson, D.W. (2000), The health benefits of controlling carbon emissions in China. In: *Ancillary Benefits and Costs of Greenhouse Gas Mitigation*. Paris: OECD. p343.
- Hsiao, C., Appelbe, T.W., Dineen, C.R. (1993), A general framework for panel data models with an application to Canadian customer-dialed long distance telephone service. *Journal of Econometrics*, 59(1-2), 63-86.
- Irpan, A. (2016), Exploring Boosted Neural Nets for Rubiks Cube Solving. As of this Writing, Paper May be Found. Available from: http://www.alexirpan.com/public/research/nips_2016.pdf.
- Keefer, P., Knack, S. (1997), Why don't poor countries catch up? A cross-national test of an institutional explanation. *Economic Inquiry*, 35(3), 590-602.
- Kinoshita, Y., Campos, N.F. (2003), Why Does FDI Go Where it Goes? New Evidence from the Transition Economies No. 3-228, *International Monetary Fund*.
- Knack, S., Keefer, P. (1995), Institutions and economic performance: Cross-country tests using alternative institutional measures. *Economics and Politics*, 7(3), 207-227.
- Li, M. (2006), Inflation and economic growth: Threshold effects and transmission mechanisms. *Department of Economics*, 2(5), 8-14.
- Obiamaka, P.E. (2011), Foreign direct investment and economic growth in Nigeria: A granger causality analysis. *International Journal of Current Research*, 3(11), 225-232.
- Omankhanlen, A.E. (2011), The effect of exchange rate and inflation on

- foreign direct investment and its relationship with economic growth in Nigeria. *Economics and Applied Informatics*, 1, 5-16.
- Piaggio, M., Padilla, E. (2012), CO₂ emissions and economic activity: Heterogeneity across countries and non-stationary series. *Energy Policy*, 46, 370-381.
- Poveda, A.C., Martinez, C.I.P. (2013), CO₂ emissions in German, Swedish and Colombian manufacturing industries. *Regional Environmental Change*, 13(5), 979-988.
- Rashid, I.M.A., Razak, N.A.A. (2016), Determinants of foreign direct investment (FDI) in agriculture sector based on selected high-income developing economies in OIC countries: An empirical study on the provincial panel data by using stata, 2003-2012. *Procedia Economics and Finance*, 39, 328-334.
- Rashid, I.M.A., Razak, N.A.A. (2017), Economic determinants of foreign direct investment (FDI) in agriculture sector based on selected developing OIC countries: An empirical study on the provincial panel data by using stata, 2003-2012. *Jurnal Intelek*, 12(1), 1-10.
- Trading Economics. (2020), As of this Research, Data May Be Found At. Available from: <https://www.tradingeconomics.com/malaysia/co2-emissions-metric-tons-per-capita-wb-data.html>.
- Trading Economics. (2020), As of this Research, Data May Be Found At. Available from: <https://www.tradingeconomics.com/malaysia/health-expenditure-total-percent-of-gdp-wb-data.html>.
- Yavas, B.F., Malladi, R.K. (2020), Foreign direct investment and financial markets influences: Results from the United States. *The North American Journal of Economics and Finance*, 53, 10118.