

# B-Spline Curve Interpolation Model by using Intuitionistic Fuzzy Approach

Mohammad Izat Emir Zulkifly, Abd. Fatah Wahab and Rozaimi Zakaria

**Abstract**—In this paper, B-spline curve interpolation model by using intuitionistic fuzzy set approach is introduced. Firstly, intuitionistic fuzzy control point relation is defined based on the intuitionistic fuzzy concept. Later, the intuitionistic fuzzy control point relation is blended with B-spline basis function. Through interpolation method, intuitionistic fuzzy B-spline curve model is visualized. Finally, some numerical examples and an algorithm to generate the desired curve is shown.

**Index Terms**—B-spline curve, interpolation method, intuitionistic fuzzy control point relation, intuitionistic fuzzy B-spline curve.

## I. INTRODUCTION

CURVE is a necessary and inevitable in order to represent data point [1]. However, the nature of data point obtained is difficult to understand, process and represent as it is affected by noise and uncertainty. Thus, fuzzy set theory together with geometric modeling are used to solve this problem. Tuohy and Patrikalakis [2] proposed a method for reconstruction of surfaces from spatially distributed geophysical data with uncertainties. They used bi-quadratic uniform integral enveloping or interval B-spline surface to represent uncertainty data. Later, their work is extended to representation of volumetric data with interval B-spline volumetric functions [3]–[4]. Patrikalakis et al. developed enveloping or interval explicit B-spline geometries that represent the underwater geophysical data and the uncertainty of the data resulting from sensor measurement in [5] based on [2]. Tuohy and Patrikalakis [6] also proposed a method for the representation of functions with uncertainty describing a measured geophysical property by using interval B-spline.

The techniques mentioned above have been extended by Anile et al. in [7] and have been applied in data modeling and data reduction problem [8]–[10]. In [11], Anile et al. generalized the modeling techniques proposed by Patrikalakis et al. [5] to include the use of fuzzy numbers. Their approach starts by reducing an original large data set to a smaller set whose elements are fuzzy number with suitable membership functions. Later, they introduced fuzzy

B-spline to describe the fuzzy data and provide efficient algorithms for the computation of  $\alpha$ -levels of the approximating splines. Moreover, Anile & Spinella [12] described uncertainty data through the concepts of fuzzy arithmetic and applying these methods to uncertain sparse data that are caused by several sources such as measurement errors, data reduction, modeling errors and defined the fuzzy B-splines method. They also presented rigorous algorithms for constructing fuzzy B-splines fitting uncertain sparse data and for their interrogation.

Wahab et. al [13] use the theory of fuzzy set from Zadeh [14] and its properties to solve the uncertainty problems through the concept of fuzzy numbers. They applied fuzzy number as uncertainty data, defined fuzzy control points and introduced fuzzy Bézier and fuzzy B-spline curve. By using the definitions introduced, they construct fuzzy spline curve and provide examples of fuzzy Bézier and fuzzy B-spline curve in the context of Computer-Aided Geometric Design (CAGD). Through their techniques, all the uncertainty data is in the form of fuzzy number, which means that each of crisp control point is consist of left and right fuzzy control points where each control point has certain degree of belonging to original control points (crisp control points). This means that its membership functions are left and right continuous in closed bounded interval at each of  $\alpha$  value.

Several years later, Wahab et al. [15], introduced fuzzy control point and fuzzy surface model for CAGD by using the same concept in [13]. They study the properties concerning approximation of fuzzy control points by means of fuzzy Bézier, fuzzy B-spline and fuzzy Non-uniform Rational B-spline (NURBS). They provide a set of points in 2D and 3D space to produce a certain type of curve and surface in CAGD or geometric modeling and they stated that it often occurs that points approximation are not sets of real numbers but ranges of qualitative. These sets of point are given incomplete knowledge that is characterized whether or not that the set of points really belong to their domain of definition. They consider these points as fuzzy control points which their degrees of truth take the value from 0 to 1. Several studies were extended from the above researches for uncertainty data in geometric modeling such as interpolation of Bézier curves [16]–[18], interpolation of B-spline curve [19]–[20] and fuzzy B-spline surface modeling [21]. Others research involving uncertain data and spline have been successfully carried out in [22]–[29].

Intuitionistic fuzzy set (IFS) is the generalization of fuzzy set theory [14]. IFS was first introduced by Atanassov [30] and it is very compatible to deal with uncertainty. The idea of IFS concept is an alternative approach to define a fuzzy set in case where the available information is insufficient for the definition of an imprecise concept by

Manuscript received June 5, 2018; revised July 10, 2020. This work was supported by UTM Encouragement Research (UTMER) grant with grant no. 17J88 under Universiti Teknologi Malaysia.

Mohammad Izat Emir Zulkifly is with the Department of Mathematical Sciences, Faculty of Science, Universiti Teknologi Malaysia, Malaysia (corresponding author e-mail: izatemir@utm.my).

Abd. Fatah Wahab is with the Faculty of Ocean Engineering Technology and Informatics, Universiti Malaysia Terengganu, Malaysia (e-mail: fatah@umt.edu.my).

Rozaimi Zakaria is with the Faculty of Science & Natural Sources, Universiti Malaysia Sabah, Malaysia (e-mail: rozaimi@ums.edu.my).

means of a conventional fuzzy set. Fuzzy set theory only considers the membership function while IFS considers membership function, non-membership and non-determinacy function so that the sum of those values is equal to one [31]–[33]. Presently, IFSs have been studied and successfully used in different fields of science and mathematics. Among the works on these sets are as in [34]–[44]. IFS is generally defined by three functions (membership, non-membership and uncertainty) with the constraint that summation must be equal to one [45].

Research of IFS with geometric modeling have been done by Zulkifly & Wahab. In [46], they introduced an idea of IFS in spline curve and surface which focused on Bézier spline where the curve and surface are blended with intuitionistic fuzzy control point. Wahab et. al [47] discussed intuitionistic fuzzy Bézier model and generated intuitionistic fuzzy Bézier curve using interpolation method. They visualized intuitionistic fuzzy Bézier curve that consists of membership, non-membership and uncertainty curve by blending the Bernstein polynomial with intuitionistic fuzzy control point that have been defined. Later, Zulkifly & Wahab defined intuitionistic fuzzy control point relation (IFCPR) through intuitionistic fuzzy concept with some properties. They illustrate intuitionistic fuzzy bicubic Bézier surface through the approximation method by using data point with intuitionistic features [48]. By using IFCPR, they also generate cubic Bézier curve through interpolation method and intuitionistic fuzzy B-spline curve (IFB-SC) using approximation method [49]–[50].

The aim of this paper is to generate and illustrated IFB-SC through interpolation method by using IFCPR. This paper is organized as follows. Section 1 discussed some introduction and previous works related to this research. In section 2, intuitionistic fuzzy point relation (IFPR), its properties and IFCPR is shown. Section 3 introduces IFB-SC through interpolation method by using IFCPR. Section 4 shows some numerical example and visualization of intuitionistic fuzzy B-spline curve interpolation together with its algorithm. Finally, section 5 will conclude this research.

## II. INTUITIONISTIC FUZZY POINT RELATION

IFPR is developed and introduced based on the concept of IFS. Let  $V, W$  be a collection of universal space of points in the Euclidean space and  $V, W \in \mathbb{R}^2$ , then IFPR is defined as follows:

**Definition 1.** Let  $X, Y$  be a collection of universal space of points with non-empty set and  $V, W, I \subseteq \mathbb{R} \times \mathbb{R} \times \mathbb{R}$ , then IFPR is defined as

$$T^* = \left\{ \left\langle (v_i, w_j), \mu_T(v_i, w_j), \nu_T(v_i, w_j), \pi_T(v_i, w_j) \right\rangle \mid \left( \mu_T(v_i, w_j), \nu_T(v_i, w_j), \pi_T(v_i, w_j) \right) \in I \right\} \quad (1)$$

where  $(v_i, w_j)$  is an ordered pair of points or coordinates and  $(v_i, w_j) \in V \times W$ .  $\mu_T(v_i, w_j)$ ,  $\nu_T(v_i, w_j)$  and  $\pi_T(v_i, w_j)$  are the grades of membership, non-membership and uncertainty of the ordered pair of points respectively in

$[0, 1] \in I$ . Furthermore the condition  $0 \leq \mu_T(v_i, w_j) + \nu_T(v_i, w_j) \leq 1$  is follows and the degree of uncertainty is denoted by

$$\pi_T(v_i, w_j) = 1 - (\mu_T(v_i, w_j) + \nu_T(v_i, w_j)) \quad (2)$$

IFPR is based on fuzzy point in the Euclidean space and intuitionistic fuzzy point (IFP) is in IFS. Hence, IFPR is in intuitionistic fuzzy relation (IFR) and denoted by  $T^* \in R^*$  and  $P^* \times Q^* \in A^* \times B^*$ .

**Definition 2.** Let  $P^*$  be an IFP and  $A^*$  is intuitionistic fuzzy number (IFN) in  $V$ . Hence,  $P^*$  is said to be in  $A^*$  and denoted by  $P^* \in A^*$  if and only if  $\mu_P(v_i) \leq \mu_A(v_i)$  and  $\nu_P(v_i) \geq \nu_A(v_i)$  for all  $v_i \in V$ . Every  $A^*$  can be expressed as the union of all IFP that belong to  $A^*$  which if  $\mu_A(v_i)$  and  $\nu_P(v_i)$  is non-zero for  $v_i \in V$ , then  $\mu_A(v_i) = \sup \{y : \mu_P(v_i) \text{ is IFP (membership) and } 0 < y \leq \mu_A(v_i)\}$  and  $\nu_A(v_i) = \inf \{y : \nu_P(v_i) \text{ is IFP (non-membership) and } 0 < \nu_A(v_i) \leq y\}$  respectively. Therefore, each and every IFP  $P^*$  in  $A^*$  can be written as  $P^* = \{P_i^* \mid i = 1, 2, \dots, n, i \in \mathbb{N}\}$  and  $A^* = P_1^* \cup P_2^* \cup \dots \cup P_n^*$ .

**Theorem 1.** If  $A^* = \bigcup_{i \in I} A_i^*$  where  $I = \{1, 2, \dots, n\}$  and  $I$  is any index, then  $P^* \in A^*$  if and only if  $P^* \in A_i^*$  for some  $i \in I$ .

**Proof:** Let the support for  $P^*$  denoted by  $v_0$ , then

$$\begin{aligned} \mu_A(v_0) &= \sup_{i \in I} \mu_{A_i}(v_0), \\ \nu_A(v_0) &= \inf_{i \in I} \nu_{A_i}(v_0) \end{aligned} \quad (3)$$

i) There exists some  $i_0 \in I$  such as  $\mu_{A_{i_0}}(v_0) = \mu_A(v_0)$  and  $\nu_{A_{i_0}}(v_0) = \nu_A(v_0)$ .

ii)  $\mu_{A_i}(v_0) \leq \mu_A(v_0)$  and  $\nu_{A_i}(v_0) \geq \nu_A(v_0)$  for all  $i \in I$ .

For (i)  $P^* \in A_{i_0}^*$ . For (ii)  $P^* \in A^*$  implies that  $\mu_P(v_0) \leq \mu_A(v_0)$ ,  $\nu_P(v_0) \geq \nu_A(v_0)$  and considering that  $\mu_A(v_0) = \sup_{i \in I} \mu_{A_i}(v_0)$ ,  $\nu_A(v_0) = \inf_{i \in I} \nu_{A_i}(v_0)$ , it follows that  $\mu_P(v_0) \leq \mu_{A_{i_0}}(v_0)$ ,  $\nu_P(v_0) \geq \nu_{A_{i_0}}(v_0)$  for some  $i_0$ . Thus  $P^* \in A_{i_0}^*$ .

**Definition 3.** Let  $P^*$  and  $Q^*$  be an IFP and  $A^*$  and  $B^*$  is IFN in  $V$  and  $W$  respectively. Hence, IFPR  $T^*$  on  $P^*$  and  $Q^*$ ,  $P^* \times Q^*$  is said to be in  $R^*$ , and denoted by  $P^* \times Q^* \in A^* \times B^*$  if and only if  $\mu_T(v_i, w_j) \leq \mu_R(v_i, w_j)$  and

$v_T(v_i, w_i) \geq v_R(v_i, w_i)$  for all  $(v_i, w_j) \in V \times W$ . Obviously, every  $R^*$  can be expressed as the union of all IFPR that belong to  $R^*$  which if  $\mu_T(v_i, w_j)$  and  $v_T(v_i, w_j)$  is non-zero for  $(v_i, w_j) \in V \times W$ , then  $\mu_R(v_i, w_j) = \sup \{ \mu_{P \times Q}(v_i, w_j) : \mu_{P \times Q}(v_i, w_j) \text{ is IFPR (membership) and } 0 < \mu_{P \times Q}(v_i, w_j) \leq \mu_R(v_i, w_j) \}$  and  $v_R(v_i, w_j) = \inf \{ v_{P \times Q}(v_i, w_j) : v_{P \times Q}(v_i, w_j) \text{ is IFPR (non-membership) and } 0 < v_R(v_i, w_j) \leq v_{P \times Q}(v_i, w_j) \}$  respectively. Therefore, each and every  $T^*$  in  $R^*$  can be written as  $T^* = \{ T_i^* \mid i = 0, 1, \dots, n, i \in \mathcal{M} \}$  and  $R^* = T_1^* \cup T_2^* \cup \dots \cup T_n^*$ .

**Theorem 2.** If  $R^* = \bigcup_{i \in I} R_i^*$  where  $I = \{1, 2, \dots, n\}$  and  $I$  is any index, then  $T^* \in R^*$  if and only if  $T^* \in R_i^*$  for some  $i \in I$ .

**Proof:** Let the support for  $T^*$  denoted by  $(v_0, w_0)$ , then

$$\begin{aligned} \mu_R(v_0, w_0) &= \sup_{i \in I} \mu_{R_i}(v_0, w_0), \\ v_R(v_0, w_0) &= \inf_{i \in I} v_{R_i}(v_0, w_0) \end{aligned} \tag{4}$$

i) There exists some  $i_0 \in I$  such as  $\mu_{R_{i_0}}(v_0, w_0) = \mu_R(v_0, w_0)$  and  $v_{R_{i_0}}(v_0, w_0) = v_R(v_0, w_0)$ .

ii)  $\mu_{R_i}(v_0, w_0) \leq \mu_R(v_0, w_0)$  and  $v_{R_i}(v_0, w_0) \geq v_R(v_0, w_0)$  for all  $i \in I$ .

For (i)  $T^* \in R_{i_0}^*$ . For (ii)  $T^* \in R^*$  implies that  $\mu_T(v_0, w_0) \leq \mu_R(v_0, w_0), v_T(v_0, w_0) \geq v_R(v_0, w_0)$  and considering that  $\mu_R(v_0, w_0) = \sup_{i \in I} \mu_{R_i}(v_0, w_0), v_R(v_0, w_0) = \inf_{i \in I} v_{R_i}(v_0, w_0)$ , it follows that  $\mu_T(v_0, w_0) \leq \mu_{R_{i_0}}(v_0, w_0), v_T(v_0, w_0) \geq v_{R_{i_0}}(v_0, w_0)$  for some  $i_0$ . Thus  $T^* \in R_{i_0}^*$ .

The collection of all points or set of points that are used to determine the shape of a spline curve is called control point. The control point plays an important role in the process of generating, controlling, and producing smooth curve. IFCPR is defined as follows:

**Definition 4.** Let  $T^*$  be an IFPR, then IFCPR is defined as set of points  $n+1$  that indicates the positions and coordinates of a location and is used to describe the curve and is denoted by

$$C_i^* = \{C_1^*, C_2^*, \dots, C_{n+1}^*\} \tag{5}$$

where the control polygon vertices or the control point is numbered from 1 to  $n+1$ .

### III. INTUITIONISTIC FUZZY B-SPLINE CURVE INTERPOLATION MODEL

The IFB-SC is obtained by blending IFCPR with B-spline basis function and defined as follows:

**Definition 5.** Let  $C_i^* = \{C_1^*, C_2^*, \dots, C_{n+1}^*\}$  where  $i = 1, 2, \dots, n+1$  be the IFCPR and IFB-SC denoted by  $S^*(t)$  with the position vector along the curve as a function of the parameter  $t$ , hence by blended it with the blending function, IFB-sC is written as

$$S^*(t) = \sum_{i=1}^{n+1} C_i^* N_i^k(t) \tag{6}$$

with  $t_{\min} \leq t \leq t_{\max}$  and  $2 \leq k \leq n+1$  where  $C_i^*$  are the position vectors of  $n+1$  control polygon vertices, and  $N_i^k$  are the normalized B-spline basis functions. The  $N_i^k(t)$  is defined as

$$N_i^1(t) = \begin{cases} 1 & \text{if } t_i \leq t < t_{i+1} \\ 0 & \text{otherwise} \end{cases} \tag{7}$$

and

$$N_i^k(t) = \frac{(t-t_i)}{t_{i+k-1}-t_i} N_i^{k-1}(t) + \frac{(t_{i+k}-t)}{t_{i+k}-t_{i+1}} N_{i+1}^{k-1}(t) \tag{8}$$

IFB-SC in (6) is parametric function consists of membership curve, non-membership curve and uncertainty curve and denoted as follows

$$S^\mu(t) = \sum_{i=1}^{n+1} C_i^\mu N_i^k(t) \tag{9}$$

$$S^v(t) = \sum_{i=1}^{n+1} C_i^v N_i^k(t) \tag{10}$$

$$S^\pi(t) = \sum_{i=1}^{n+1} C_i^\pi N_i^k(t) \tag{11}$$

If the data points lies in IFB-SC then the data point should follow (6). Equation (6) is rewritten for all data point denoted by  $j$  as:

$$\begin{aligned} D_1^*(t_1) &= N_1^k(t_1)T_1^* + N_2^k(t_1)T_2^* + \dots + N_{n+1}^k(t_1)T_{n+1}^* \\ D_2^*(t_2) &= N_1^k(t_2)T_1^* + N_2^k(t_2)T_2^* + \dots + N_{n+1}^k(t_2)T_{n+1}^* \\ &\vdots \\ D_j^*(t_j) &= N_1^k(t_j)T_1^* + N_2^k(t_j)T_2^* + \dots + N_{n+1}^k(t_j)T_{n+1}^* \end{aligned} \tag{12}$$

where  $2 \leq k \leq n+1 \leq j$ . Equation (12) is written in matrix form as

$$[D^*] = [N][T^*] \tag{13}$$

where

$$\begin{aligned}
 [D^*]^T &= [D_1^*(t_1) \quad D_2^*(t_2) \quad \dots \quad D_j^*(t_j)] \\
 [N] &= \begin{bmatrix} N_1^k(t_1) & \dots & \dots & N_{n+1}^k(t_1) \\ \vdots & \ddots & \ddots & \vdots \\ N_1^k(t_j) & \dots & \dots & N_{n+1}^k(t_j) \end{bmatrix} \\
 [T^*]^T &= [T_1^* \quad T_2^* \quad \dots \quad T_{n+1}^*]
 \end{aligned}
 \tag{14}$$

Parametric value  $t_j$  for every output is the measurement of data point along IFB-SC. For data point  $j$ , the parametric value on data point to  $\ell$  is as follows;

$$\begin{aligned}
 t_1 &= 0 \\
 \frac{t_\ell}{t_{\max}} &= \frac{\sum_{r=2}^\ell |D_r^* - D_{r-1}^*|}{\sum_{r=2}^j |D_r^* - D_{r-1}^*|} \quad \ell \geq 2
 \end{aligned}
 \tag{15}$$

The maximum parameter is denoted by  $t_{\max}$ , normally taken as maximum value for knot vector. If  $2 \leq k \leq n+1 = j$ , then  $N$  is squared matrix and control polygon is obtained directly through inverse matrix such as

$$[T^*] = [N]^{-1} [D^*] \quad \leq k \leq n+1 = j
 \tag{16}$$

Therefore, IFB-SC interpolation can be obtained through (16).

#### IV. NUMERICAL EXAMPLE AND ALGORITHM

To illustrate IFB-SC interpolation, let's consider IFB-SC with five intuitionistic fuzzy control point relation as in Table I.

TABLE I  
INTUITIONISTIC FUZZY CONTROL POINT RELATION

Intuitionistic fuzzy control point relation	Membership	Non-membership	Uncertainty
$C_1^* = (2, 2)$	0.6	0.3	0.1
$C_2^* = (7, 8)$	0.4	0.4	0.2
$C_3^* = (11, 13)$	0.7	0.2	0.1
$C_4^* = (17, 18)$	0.5	0.1	0.4
$C_5^* = (25, 23)$	0.2	0.3	0.5

Intuitionistic fuzzy control point relation with its respective degree

By using (6), the desired interpolation curve is visualized separately from Fig. 1 until Fig.3 with their respective data points (black dots) and intuitionistic control points (red dots). The line connecting the control points is called intuitionistic control polygon consists of membership, non-membership, and uncertainty control polygon. Fig. 1 until Fig.3 are also called membership, non-membership, and uncertainty B-spline curve interpolation. The intuitionistic control point and control polygon controlled the curve and make sure that the curve interpolate the data points.

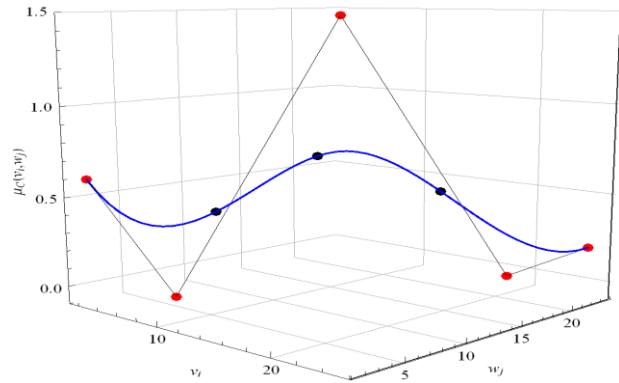


Fig. 1. IFB-SC interpolation (membership) with its respective data points, control points and membership control polygon.

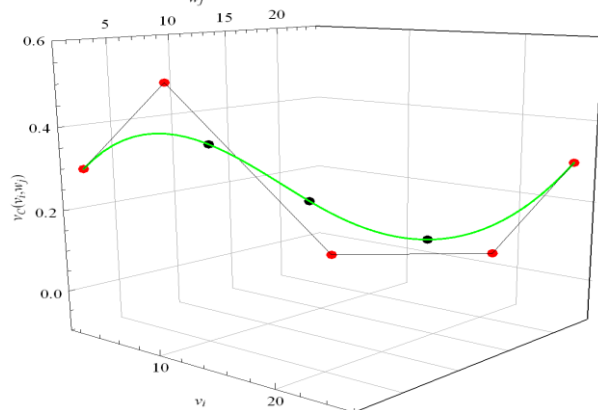


Fig. 2. IFB-SC interpolation (non-membership) with its respective data points, control points and non-membership control polygon.

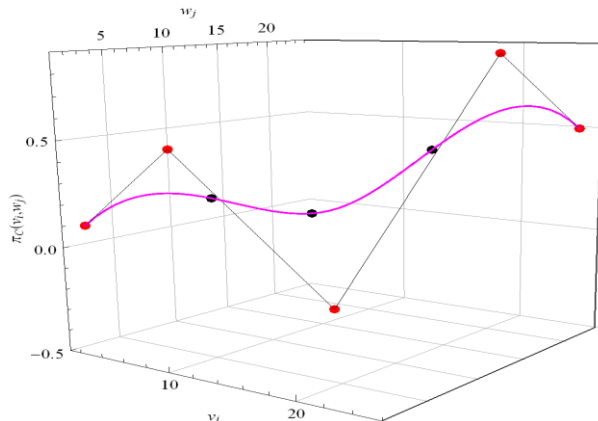


Fig. 3. IFB-SC interpolation (uncertainty) with its respective data points, control points and uncertainty control polygon.

Fig. 4 until Fig. 6 visualized IFB-SC interpolation consists of membership, non-membership and uncertainty curve with its data points and connecting data points respectively.

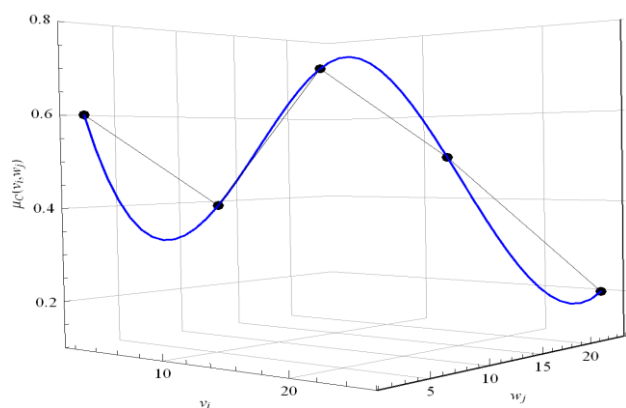


Fig. 4. IFB-SC interpolation (membership) with its respective data points.

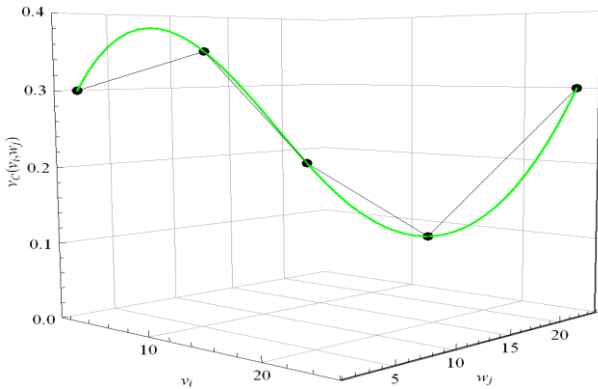


Fig. 5. IFB-SC interpolation (non-membership) with its respective data points.

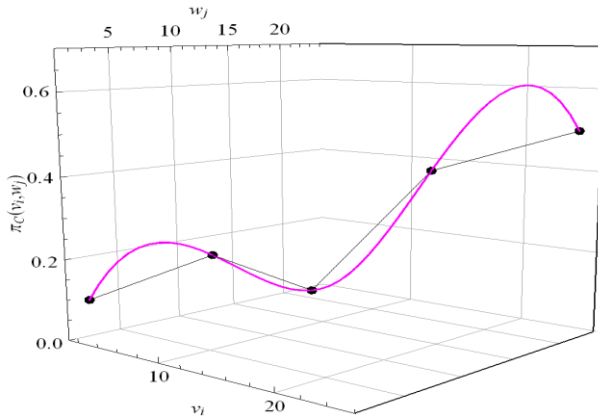


Fig. 6. IFB-SC interpolation (uncertainty) with its respective data points.

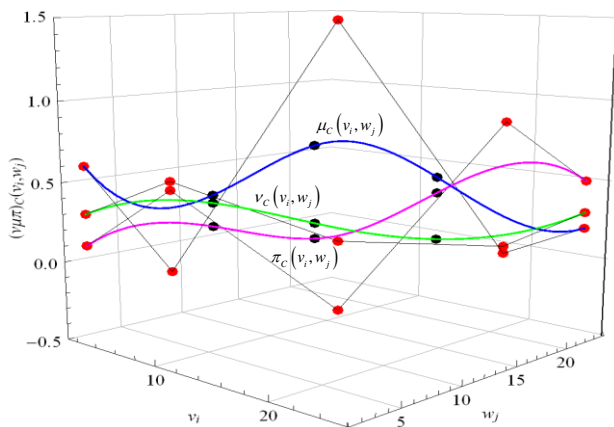


Fig. 7. IFB-SC interpolation with its respective data points, control points and intuitionistic control polygon.

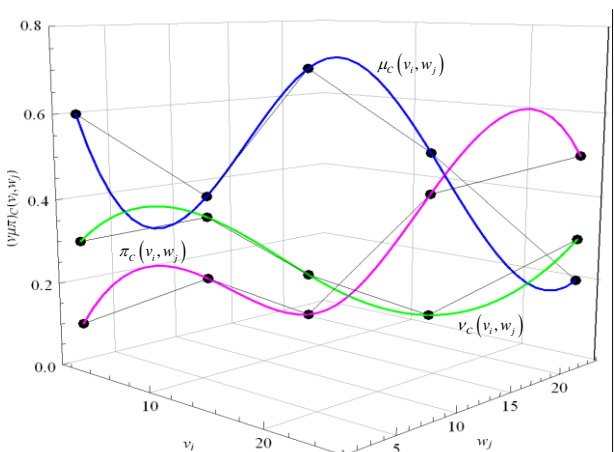


Fig. 8. IFB-SC interpolation with its respective data points and connecting data points.

Fig. 7 until Fig. 9 visualized IFB-SC interpolation in different perspective. Fig. 7 visualized IFB-SC interpolation with its respective data points, intuitionistic control points and control polygons. Fig. 8 visualized IFB-SC interpolation with its respective data points and connecting data points. Lastly, Fig. 9 is IFB-SC interpolation with its data points.

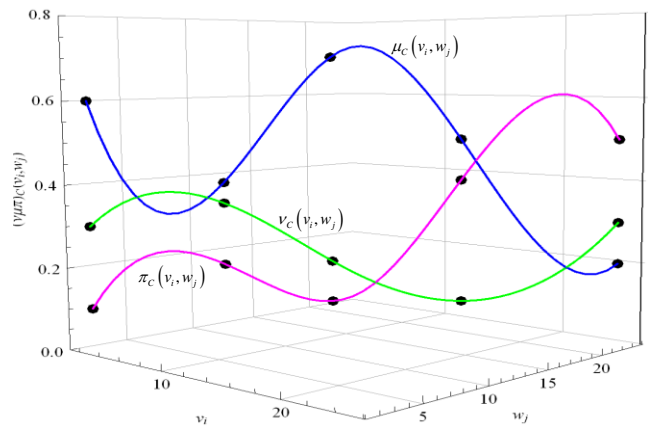


Fig. 9. IFB-SC interpolation with its respective data points.

Next, the algorithm to obtain IFB-SC interpolation is summarized as follows:

**Algorithm**

**Step 1:** Intuitionistic fuzzy data point relation and its respective knot vector are determined with  $D^{z*} = \{D_i^{z*}\}_{i=1}^{n+1}$  and  $k = \{k_i\}_{i=1}^{n+1}$ .

**Step 2.** Find the parametric value along intuitionistic fuzzy B-spline curve correspond with each intuitionistic fuzzy control point relation through (15).

**Step 3.** Determine the chord lengths between each point where

$$|D_2^* - D_1^*|, |D_3^* - D_2^*|, \dots, |D_r^* - D_{r-1}^*|$$

(b) Normalized parameter is calculated where

$$\sum_{r=2}^r (D_r^* - D_{r-1}^*)$$

and

$$t_1, \frac{t_2}{t_{maks}}, \dots, \frac{t_l}{t_{maks}}$$

**Step 4.** Find B-spline basis function based on knot vector in Step 1 by preparing  $[N]$  matrix through (13) and (14).

**Step 5.** Next, intuitionistic fuzzy control point relation is obtained through (16).

**Step 6.** Finally, the intuitionistic fuzzy control point relation is blended with the B-spline basis function as in (6)–(11) and yield IFB-SC interpolation.

## V. CONCLUSION

This paper has introduced IFB-SC interpolation model by defining IFCPR. In modeling data involving intuitionistic features, IFB-SC interpolation model is an ideal approach because it is characterized by membership, non-membership, and uncertainty functions. With these functions, all data will be processed and analyzed. IFB-SC interpolation model can be applied in economy, real time tracking, stock market, data mining, databases, wireless sensor networks, management decision-making field, stochastic processes, routing, and remote sensing. The characteristic of intuitionistic fuzzy data combines with visualization using B-spline curve interpolation plays an important role for analyzing and describing the nature of some problems or situations with its reasoning. The method and the resulting model will be able to contribute to the field of fuzzy modeling techniques. This model also can be extended to surface and can be used to solve intuitionistic fuzzy data problems.

## REFERENCES

- [1] J. Hoschek, and D. Lasser, *Fundamentals of Computer Aided Geometric Design*, A. K. Peters, CRC Press, Wellesley, MA, 1993.
- [2] S. T. Tuohy & N. M. Patrikalakis, "Representation of Geophysical Maps with Uncertainty", in N. M. Thalmann and D. Thalmann, editors, *Communication with Virtual Worlds, Proceedings of CG International '93*, pp. 179–192. Springer, Tokyo, June 1993.
- [3] S. T. Tuohy & N. M. Patrikalakis, "Nonlinear Representation of Geophysical Data with Uncertainty", Design Laboratory Memorandum 94–2, MIT, Department of Ocean Engineering, Cambridge, MA, March 1994.
- [4] J. W. Yoon, "A virtual environment for the Visualization of Geophysical Ocean Data Sets", M.S Thesis, Engineering, Massachusetts Institute of Technology, Cambridge, Massachusetts, August, 1994.
- [5] N. M. Patrikalakis, C. Chrysostomidis, S. T. Tuohy, J.G. Bellingham, J. J. Leonard, J. W. Bales, B. A. Moran and J. W. Yoon, "Virtual Environments for Ocean Exploration and Visualization", Massachusetts Institutes of Technology (MIT) Design Laboratory Memorandum 95–1, January 3, 1995.
- [6] S. T. Tuohy & N. M. Patrikalakis, "Non-linear Data Representation for Ocean Exploration and Visualization", *Journal of Visualization and Computer Animation*, vol. 7, no. 3, pp. 125–139, 1996.
- [7] A. M. Anile, S. Deodato and G. Privitera, "Implementing Fuzzy Arithmetic", *Fuzzy Sets and Systems*, vol. 72, no. 2, pp. 239–250, 1995.
- [8] A. M. Anile, B. Faldiceno, G. Gallo, S. Spinello and M. Spagnuolo, "Approximation of Bathymetric Data with FBS", in *SIAM CAGD 97 Conference*, Nashville, TN, (1997).
- [9] G. Gallo and S. Spinello, "Pixels Classification in Noisy Digital Pictures using Fuzzy Arithmetic", in *Proceedings WSCG'98*, Pilsen, The Czech Republic, 1998.
- [10] G. Gallo and M. Spagnuolo, "Uncertainty Coding and Controlled Data Reduction using FBS", in *Proceedings CGI98*, Hannover, Germany, 1998.
- [11] A. M. Anile, B. Faldiceno, G. Gallo, M. Spagnuolo and S. Spinello, "Modeling Uncertain Data with Fuzzy B-Splines", *Fuzzy Sets and Systems*, vol. 113, no. 3, pp. 397–410, 2000.
- [12] A. M. Anile & S. Spinella, "Modeling Uncertain Sparse Data with Fuzzy B-splines", *Reliable Computing*, vol. 10, no. 5, pp. 335–355, 2004.
- [13] A. F. Wahab, J. M. Ali, A. A. Majid and A. O. M Tap, "Fuzzy Set in Geometric Modeling", in *Proceedings International Conference on Computer Graphics, Imaging and Visualization*, CGIV, Penang, pp. 227–232, (2004).
- [14] L. A. Zadeh, "Fuzzy Sets", *Information and Control*, vol. 8, no. 3, pp. 338–353, 1965.
- [15] A. F. Wahab, J. M. Ali, A. A. Majid, "Fuzzy Geometric Modeling", in *Proceedings Sixth International Conference on Computer Graphics, Imaging and Visualization*, CGIV, Tianjin, China, pp. 276–280, 11–14 August 2009.
- [16] R. Zakaria, A. F. Wahab and J. M. Ali, "Offline Handwriting Signature Verification using Alpha Cut of Triangular Fuzzy Number (TFN)", *Journal of Fundamental Sciences*, vol. 6, no. 2, pp. 148–153, 2010.
- [17] R. Zakaria & A. F. Wahab, "Chapter 7: Fuzzy Interpolation of Bezier Curves", in *Fuzzy: From Theory to Applications*, University Publication Centre (UPENA), UiTM, pp. 53–60, 2010.
- [18] R. Zakaria, A. F. Wahab, and J. M. Ali, "Fuzzy Interpolation Bezier Curve in Modeling Fuzzy Grid Data", *Journal of Basic and Applied Scientific Research*, vol. 1, no. 9, pp. 1006–1001, 2011.
- [19] R. Zakaria, A. F. Wahab, "Fuzzy B-spline Modeling of Uncertainty Data", *Applied Mathematical Sciences*, vol. 6, no. 140, pp. 6971–6991, 2012.
- [20] N. A. A. Karim, A. F. Wahab, R. U. Gobithaasan, & R. Zakaria, "Model of Fuzzy B-spline Interpolation for Fuzzy Data", *Far East Journal of Mathematical Sciences (FJMS)*, vol. 72, no. 2, pp. 269–280, 2013.
- [21] R. Zakaria, A. F. Wahab, & R. U. Gobithaasan, "Fuzzy B-spline Surface Modeling", *Journal of Applied Mathematics*, vol. 2014, pp. 1–8, 2014.
- [22] O. Kaleva, "Interpolation of Fuzzy Data", *Fuzzy Sets and Systems*, vol. 61, no. 1, pp. 63–70, 1994.
- [23] A. F. Wahab, R. Zakaria and J. M. Ali, "Fuzzy Interpolation Rational Bezier Curve" in *Imaging and Visualization, 7th International Conference on Computer Graphics*, Sydney, NSW, pp. 63–67, 2010.
- [24] A. F. Wahab and R. Zakaria, "Fuzzy Interpolation Rational Cubic Bézier Curve Modeling of Blurring Offline Handwriting Signature with Different Degree of Blurring", *Applied Mathematical Sciences*, vol. 6, no. 81, pp. 4005–4016, 2012.
- [25] R. Zakaria and A.F. Wahab, "Fuzzy Set Theory in Modeling Uncertainty Data via Interpolation Rational Bezier Surface Function", *Applied Mathematical Sciences*, vol. 7, no. 45, pp. 2229–2238, 2013.
- [26] S. Abbas, M. Z. Hussain and M. Irshad, "Image Interpolation by Rational Ball Cubic B-spline Representation and Genetic Algorithm", *Alexandria Engineering Journal*, In Press, Corrected Proof, 2017.
- [27] A. M. Bica and C. Popescu, "Note on Fuzzy Monotonic Interpolating Splines of Odd Degree", *Fuzzy Sets and Systems*, vol. 310, pp. 60–73 2017.
- [28] K.-H. Cheng, "Adaptive B-spline-based Fuzzy Sliding-mode Control for an Auto-warehousing Crane System", *Applied Soft Computing*, vol. 48, pp. 476–490, 2016.
- [29] M. Gaeta, V. Loia and S. Tomasiello, "Cubic B – Spline Fuzzy Transforms for an Efficient and Secure Compression in Wireless Sensor Networks", *Information Sciences*, vol. 339, pp. 19–30, 2016.
- [30] K. T. Atanassov, "Intuitionistic Fuzzy Sets", in *VII ITKR's Session*, Sofia, Bulgarian, 1983.
- [31] K. T. Atanassov, "Intuitionistic fuzzy sets", *Fuzzy Sets and Systems*, vol. 20, no. 1, pp. 87–96, 1986.
- [32] K. T. Atanassov, *Intuitionistic Fuzzy Sets: Theory and Applications*, New York: Physica-Verlag HD, 1999, pp. 1–9.
- [33] K. T. Atanassov, *On Intuitionistic Fuzzy Sets Theory*, New York: Springer-Verlag Berlin Heidelberg, 2012, pp. 1–12.
- [34] K. T. Atanassov and G. Gargov, "Interval Valued Intuitionistic Fuzzy Sets", *Fuzzy Sets and Systems*, vol. 31, no. 3, pp. 343–349, 1989.
- [35] E. Szmidt and J. Kacprzyk, "Distances Between Intuitionistic Fuzzy Sets", *Fuzzy Sets and Systems*, vol. 114, no. 3, pp. 505–518, 2000.
- [36] K. T. Atanassov, "Two Theorems for Intuitionistic Fuzzy Sets", *Fuzzy Sets and Systems*, vol. 110, no. 2, pp. 267–269, 2000.
- [37] C. Cornelis, G. Deschrijver, and E. E. Kerre, "Implication in Intuitionistic Fuzzy and Interval-Valued Fuzzy Set Theory: Construction, Classification, Application", *International Journal of Approximate Reasoning*, vol. 35, pp. 55–95, 2004.
- [38] X-h. Yuan, H-x. Li and C. Zhang, "The Theory of Intuitionistic Fuzzy Sets Based On the Intuitionistic Fuzzy Special Sets", *Information Sciences*, vol. 277, pp. 284–298, 2014.
- [39] Z. Bashir, T. Rashid and S. Zafar, "Convergence of Intuitionistic Fuzzy Sets", *Chaos, Solitons & Fractals*, vol. 81, no. Part A, pp. 11–19, 2015.
- [40] S. Diaz, E. Indurain, V. Janis and S. Montes, "Aggregation of Convex Intuitionistic Fuzzy Sets", *Information Sciences*, vol. 308, pp. 61–71, 2015.
- [41] S. Rahman, "On Cuts of Atanassov's Intuitionistic Fuzzy Sets with Respect to Fuzzy Connectives", *Information Sciences*, vol. 340–341, pp. 262–278, 2016.
- [42] S-C. Ngan, "An Activation Detection Based Similarity Measure for Intuitionistic Fuzzy Sets", *Expert Systems with Applications*, vol. 60, pp. 62–80, 2016.
- [43] C-Y. Wang and S-M. Chen, "Multiple Attribute Decision Making Based on Interval-Valued Intuitionistic Fuzzy Sets, Linear Programming Methodology, and the Extended TOPSIS Method", *Information Sciences*, vol. 397–398, pp. 155–167, 2017.

- [44] M. Hassaballah and A. Ghareeb, "A Framework for Objective Image Quality Measures Based on Intuitionistic Fuzzy Sets" *Applied Soft Computing*, vol. 57, pp. 48–59, 2017.
- [45] T. Ciftibasi and D. Altunay, "Two-Sided (Intuitionistic Fuzzy Reasoning)", in *IEEE Transactions on Systems, Man, and Cybernetics – Part A: Systems and Humans*, vol. 28, no. 5, pp. 662–677, 1998.
- [46] Zulkifly, M. I. E. & Wahab A. F., "Intuitionistic Fuzzy in Spline Curve/Surface", *Malaysia Journal of Fundamental and Applied Sciences*, vol. 11, no. 1, pp. 21–23, 2015.
- [47] Wahab, A. F., Zulkifly, M. I. E. & Husain, M. S. (2016b). *Bézier Curve Modeling for Intuitionistic Fuzzy Data Problem*. AIP Proceedings, 1750(1), 030047-1-030047-7.
- [48] Zulkifly, M. I. E. & Wahab A. F., "Intuitionistic Fuzzy Bicubic Bézier Surface Approximation", in *Symposium Kebangsaan Sains Matematik Ke 25 (SKSM 25)*, 27-29 Ogos, Pahang, 2017.
- [49] Wahab, A. F. & Zulkifly, M. I. E., "Cubic Bézier Curve Interpolation by using Intuitionistic Fuzzy Control Point Relation" in *Symposium Kebangsaan Sains Matematik Ke 25 (SKSM 25)*, 27-29 Ogos, Pahang, 2017.
- [50] Wahab, A. F. & Zulkifly, M. I. E., "Intuitionistic Fuzzy B-Spline Curve Approximation Model for Complex Uncertainty Data Problems", *Far East Journal of Mathematical Sciences (FJMS)*. Accepted for publication, to be published.