



Synthesis and Characterization of CaO-TiO₂ for Transesterification of Vegetable Palm Oil

M. Mohamad^a, N. Ngadi^{*a}, S. Wong^a, N. Y. Yahya^a, I. M. Inuwa^b, N. S. Lani^a

^a Department of Chemical Engineering, School of Chemical and Energy Engineering, Universiti Teknologi Malaysia (UTM) Johor Bahru, 81310, Johor, Malaysia

^b Department of Industrial Chemistry, Faculty of Science, Kaduna State University, P.M.B 2232 Kaduna, Nigeria

PAPER INFO

Paper history:

Received 14 December 2017

Received in revised form 08 January 2018

Accepted 23 January 2018

Keywords:

Biodiesel

Vegetable Palm Oil

Transesterification

CaO-TiO₂

Catalyst Characterization

ABSTRACT

This study explores the potential of titanium oxide impregnated on calcium oxide (CaO-TiO₂) as catalyst in transesterification of vegetable palm oil (VPO) to produce biodiesel. The biodiesel yield increased with catalyst calcination temperature and reaction time, and the usage of CaO-TiO₂ led to higher yield of biodiesel production when compared to reaction catalyzed by CaO. Biodiesel yield of 93.33% was recorded when CaO-TiO₂ was used at optimized reaction conditions. Catalyst characterizations showed that addition of TiO₂ to CaO improved the catalytic property by increasing the surface area and strength of basic sites, hence increased the catalytic performance of CaO-TiO₂. This study demonstrates the potential of CaO-TiO₂ to convert VPO into biodiesel, and the potential of the catalyst in the conversion of waste cooking oil into renewable fuel.

doi: 10.5829/ije.2018.31.08b.22

NOMENCLATURE

°C	degree celcius	θ	diffraction angle (in X-Ray Diffraction)
λ	wavelength	wt%	weight percent
°	degree		

1. INTRODUCTION

Increasing awareness of the detrimental effects of fossil fuels utilization on the environment has stimulated research on various sources of renewable energy [1]. Biodiesel oil become the most preferred solution compared to other alternatives as it is highly biodegradable, less toxic, contribute less to sulfites and carbon dioxide (CO₂) emissions, while having characteristics similar to diesel fuels [2-5].

Currently, Malaysia is focusing on production of biodiesel for various purposes. More than 95% of biodiesel is produced from edible oils since their properties are suitable to be used in diesel engine [6]. Palm oil is used as a significant biodiesel source in Malaysia because of the availability and accessibility of palm oil supply. Transesterification, also called as

alcoholysis, is a reaction between animal fats or vegetable oils with an alcohol to form biodiesel (esters) and glycerol. Methanol is commonly used because of its low cost. Besides that, methanol has a lower molecular weight, lower viscosity and flash point compared to other alcohols. Transesterification process can be performed with homogeneous basic or acid catalysts, heterogeneous solid-basic or solid-acid catalysts, enzymatic catalysts, supercritical and subcritical alcohol, and microwave or ultrasound assisted transesterification. The use of heterogeneous solid-basic catalysts becomes an attractive choice as they produce high yield within short reaction time. Yaakob et al. [7] stated that heterogeneous solid-basic catalysts have higher catalytic activity and stability; also, it can be easily separated from the product, thus the material cost associated with the catalyst is reduced.

The popular solid base catalysts developed are alkaline earth metal oxides, zeolites and hydrotalcites.

*Corresponding Author Email: norzita@cheme.utm.my (N. Ngadi)

Calcium oxide (CaO) becomes the most attractive base catalyst in alkaline earth metal oxides group as it has high basic strength, causes less harm to the environment and can be synthesized from cheap sources such as limestone, eggshell, waste shell and calcium hydroxide [8, 9]. As the transesterification catalyzed by CaO suffers low reaction rate, many researchers have attempted to increase the reaction rate of CaO. However, it is noted that CaO causes irritation to eyes, skin, and upper respiratory tract due to its alkalinity. Inhalation of calcium oxide dust also leads to inflammation of the respiratory passages, ulceration and perforation of nasal septum, and pneumonia. Besides, abdominal cramps, vomiting and diarrhea might also take effect. Thus, care must be taken to minimize the inhalation or ingestion of CaO [10].

Among the transition metal oxides, titanium dioxide (TiO₂) has attracted researchers' attention for biodiesel production. Yoo et al. [11] found that 79% of biodiesel yield can be achieved using TiO₂ catalyst in rapeseed oil transesterification within temperature range of 200-270 °C. Besides that, Feyzi and Shahbazi [12] studied the use of Cs-Ca/SiO₂-TiO₂ nanocatalyst in biodiesel transesterification from refined vegetable oil. The best operational conditions were found to be 12:1 (ratio of methanol to oil), 60 °C (reaction temperature), 500 rpm (mechanical stirring) for 2 hours, which produced 98% biodiesel yield. It is proposed that the impregnation of TiO₂ onto CaO leads to the substitution of Ti ions on the Ca lattice, which results in defect creation and stable catalytic activity [13]. Therefore, TiO₂ is suitable to use in CaO modification for stable catalytic activity.

This research work aims to study the effects of catalyst calcination temperature and reaction time on biodiesel production via transesterification of vegetable palm oil over a catalyst consisting calcium oxide and titanium oxide (CaO-TiO₂). Detailed characterizations were also carried out to explore the properties of the catalyst.

2. MATERIALS AND METHODS

CaO and TiO₂ were purchased from Sigma-Aldrich while methanol used was analytical grade with purity of 99.8% purchased from Fluka. Vegetable plam oil (VPO) was purchased from a local departmental store in Malaysia.

The catalyst used in this study was prepared using wet impregnation method [14]. CaO and TiO₂ were mixed at weight ratio of 1:1 in solution state. After that, water was removed from the mixture via heating for 120 minutes at 100 °C, then activated at 600 °C for 300 minutes in a furnace. The catalyst was then cooled and stored in desiccator.

Catalytic effect of CaO-TiO₂ was tested in the biodiesel production via transesterification method as

shown in Figure 1 [14]. Predetermined amount of VPO was preheated to 65 °C before specific amount of methanol and catalyst were added into the reaction flask. The mixture was stirred with ±500 rpm throughout the reaction, and the reaction temperature was monitored using thermometers. Upon completion of the reaction, the solid catalyst was filtered off by a funnel with a filter paper, and the filtrate mixture was left to stand overnight in a separating funnel to form two layers. The top layer (biodiesel) was collected and washed with hot distilled water. The biodiesel mass was then weighed, and biodiesel yield was calculated using Equation 1. The experiment was repeated with different calcination temperature (200 - 800°C) and reaction times (30 - 150 min) [15] to observe the effects on the production of biodiesel. Transesterification process was also carried out over CaO to compare the efficiency of the CaO and CaO-TiO₂ catalysts. All the experiments were carried out in triplicate for each sample and the average data was tabulated in the result.

$$\text{Yield (\%)} = \frac{\text{Weight of biodiesel produced (mL)}}{\text{Weight of oil used (mL)}} \times 100\% \quad (1)$$

Surface areas of CaO and CaO-TiO₂ calcined at different temperatures were determined using Micromeritics Gemini 2360 Surface Area Analyzer according to the method described by Wong et al. [16] in analysis of metal-impregnated zeolites. Prior to the analysis, the samples were outgassed at 90 °C for 2 hours (for removal of moisture in the samples), followed by heating at 360°C for 90 minutes (for removal of adsorbed or occluded gases in the samples). Finally, the instrument was controlled by microprocessor with dedicated data processing software, which allows user to determine the best fitting method.

It was shown that catalyst calcined at 600 °C has the highest catalytic property in transesterification (Section 3.2); therefore, comprehensive characterization was performed on the catalyst. Thermal stability of the catalyst was determined using TGA instrument (Perkin Elmer TGA 4000).

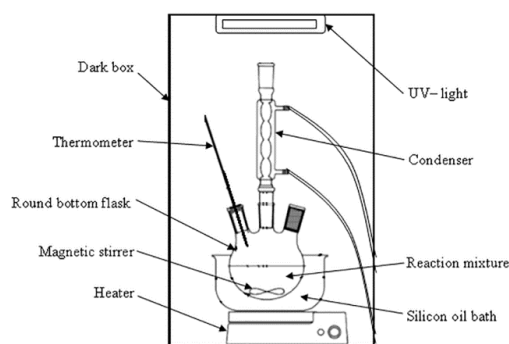


Figure 1. Reactor setup for biodiesel production via transesterification. Reprinted from the work [14] with permission from Elsevier

About 10 mg of sample was heated from 30 °C to 900 °C with the ramping rate of 10 °C min⁻¹ under nitrogen atmosphere [17]. Basicity of the catalyst was determined using Micromeritics AutoChem II 2920 Chemisorption Analyzer via temperature-programmed desorption of carbon dioxide (TPD-CO₂) [18]. About 0.2 g of catalyst was pretreated under helium (He) stream (30 cm³ min⁻¹) at 600°C for 2 hours. Subsequently the catalyst was saturated with CO₂ (30 cm³ min⁻¹) for 1 hour at 50°C. After flushing with helium flow for 30 min, the catalyst was heated from 50 °C to 900 °C with a ramp of 10 °C min⁻¹. The desorbed CO₂ was quantified by a thermal conductivity detector [18]. The crystallography of the catalysts was evaluated in the Bruker D8 Advance diffractometer with Cu K α radiation (40 kV, 40 mA X-ray tube) with wavelength (λ) of 0.154 nm. The data was recorded over a 2 θ range of 10°- 80° at a counting time of 10s [16]. Morphology of the catalysts was observed using JSM-6390LV Scanning Electron Microscope [19]. The functional groups of the samples were identified via Fourier transform infrared (FTIR) using IRTracer-100 spectrophotometer (Shimadzu Cooperation, Japan) coupled with attenuated total reflectance (ATR) technique [20]. The infrared spectra were recorded in the range of 400–4000 cm⁻¹, with 300 scans and 4 cm⁻¹ resolution.

3. RESULTS AND DISCUSSIONS

3. 1. Catalytic Property of CaO and CaO-TiO₂ in Transesterification

3. 1. 1. Effect of Calcination Temperature The effect of catalyst calcination temperature on biodiesel yield is shown in Figure 2. It is observed that biodiesel yield increased with calcination temperature. The highest biodiesel yield was obtained at 600°C (76.67% for CaO and 88.33% for CaO-TiO₂). This result is in accordance with the findings from Takase et al. [21], which stated that KHC₄H₄O₆/TiO₂ catalysts produced the highest biodiesel yield (84.5%) when the catalyst was calcined at 600 °C. Such similarity arises due to the presence of optimum strength of the active basic sites on the catalyst surface to form the highly reactive methoxide species for the transesterification reaction [22], resulting in the highest biodiesel yield for all the catalysts in this study.

From the result of TPD-CO₂ (Section 3.2.3), CaO calcined at 600 °C shows stronger basic sites than CaO-TiO₂. However, the biodiesel yield from CaO calcined at 600 °C was slightly lower than CaO-TiO₂. Therefore, it is concluded that the strongest base is not necessarily the best catalyst for biodiesel reaction, and a solid catalyst which possesses strong basic sites may hold up

the product molecules from desorbing after the reaction, which reduced the catalytic activity of the reaction and hence reducing the biodiesel yield as shown in Figure 2. On the other hand, a solid catalyst with weak basic sites may not adsorb the reactant molecules to initiate the reaction. Therefore, the optimal strength of the active basic sites is required for the transesterification reaction. This suggests that among the different catalysts, CaO-TiO₂ transesterification may have the most optimal active site strength for the simultaneous transesterification reactions after being calcined at 600 °C, making it an effective catalyst for biodiesel production from palm oil.

Calcination temperatures below 600 °C resulted in lower biodiesel yield, possibly due to the excess porous nature of the catalysts. Catalyst calcined at temperature beyond 600 °C might vitrify the surface of CaO catalyst, where the particles become larger and smoother, indicated by decrease of catalyst surface area at 800 °C, as shown in Table 1. This phenomenon decreases the catalyst activity. In contrast, catalysts calcined at 600 °C possess large surface area, which contributes to a higher catalytic activity during transesterification. Moreover, thermogravimetric analysis (TGA) result also indicates that the optimum calcination temperature for CaO and CaO-TiO₂ catalysts is 600 °C. As portrayed in Section 3.2.1, the recommended calcination temperature of the catalysts was between 550 and 730 °C.

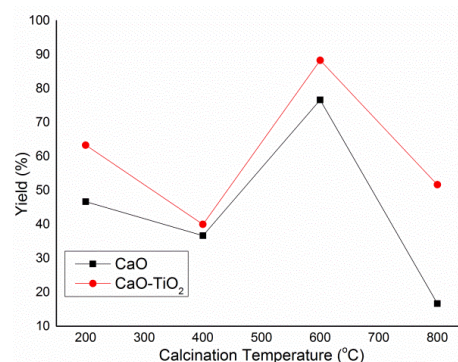


Figure 2. Effect of catalyst calcination temperature on percentage yield of biodiesel. (0.5 wt% catalyst dosage, 3:5 for ratio of VPO to methanol, 60 min, 65 °C, stirring speed \pm 500 rpm)

TABLE 1. Surface of calcined catalyst temperature

Calcined temperature (°C)	BET area (m ² /g)	
	CaO	CaO-TiO ₂
200	1.87	14.37
400	1.60	10.56
600	7.00	22.96
800	6.02	15.43

Hence, the optimum calcination temperature for CaO and CaO-TiO₂ at calcination temperature of 600 °C was selected for further studies on effects of reaction parameters. This temperature is lower than the optimum calcination temperature in the previous study [23], as the water contained in the catalyst precursor was removed prior to the activation.

3. 1. 2. Effect of Reaction Time As shown in Figure 3, biodiesel yield increases gradually with reaction time during transesterification using CaO and CaO-TiO₂ as catalysts. The highest yield was observed at 150 minutes, which were 90% (CaO) and 93.33% (CaO-TiO₂), respectively. At the initial time (30 – 60 min) the reaction was slow due to inadequate stirring time to enhance proper mixing and dispersion of catalyst and methanol in the vegetable oil [24]. The interaction between the phases increased starting from 90 until 150 min due to adequate stirring time, which also enhanced the reaction rate. Moreover, the transesterification reaction can remain for a longer time mainly due to the evaporation of methanol in the reaction mixture because it was carried out at maximum temperature (65 °C). This phenomenon maintained the temperature without increasing dramatically, by some cooling on the surface of the reaction mixture [24]. It was noted that the biodiesel yield increased further until 150 min. Besides that, the TiO₂ electrons migrate to the catalyst surfaces which induced the reduction of CaO catalyst, resulting in increase of catalytic activity [17]. Hence, transesterification of CaO-TiO₂ catalyst exhibited higher biodiesel yield. It was expected the excess reaction rate after 150 min would result in slight reduction in the biodiesel yields due to reversible reaction. Thus, 150 min was deemed as the optimum reaction temperature for CaO and CaO-TiO₂ catalysts in this study. Based on the findings in Section 3.2.4, addition of TiO₂ to the surface of CaO improved the catalyst ability and increased the biodiesel yield at longer reaction time.

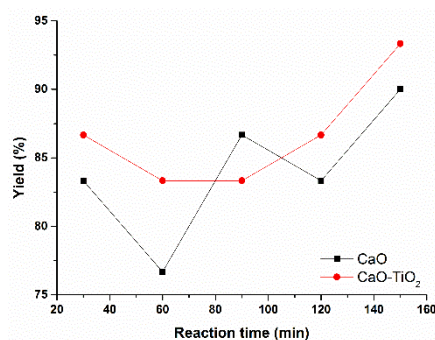


Figure 3. Effect of reaction time on percentage yield of biodiesel. (catalysts calcined at 600 °C, 0.5 wt % catalyst dosage, 3:5 for ratio of VPO to methanol, 65 °C, stirring speed at ± 500 rpm)

The X-Ray diffractogram shows the presence of anatase TiO₂ in the crystallite structure of the catalyst, which confirms the substitution behavior during the reaction. The Fourier transform infrared (FTIR) spectrum (Section 3.2.6) also shows the formation of TiO₂ band, which is in agreement with the XRD data. These findings show the basic site of the catalyst can perform well and provides a higher biodiesel yield at longer reaction time [25]. From these observations, the XRD and FTIR results support the stability and activity of CaO-TiO₂ catalyst during transesterification.

3. 2. Catalyst Characterizations

3. 2. 1. Thermogravimetric Analysis (TGA)

Figure 4 illustrates the TGA as well as DTG curves of CaO and CaO-TiO₂. Four mass losses are observed at temperature ranges of 40-270 °C, 300-450 °C, 500-730 °C, and 750-950 °C. The first mass loss was almost constant due to the loss of absorbed water at the precursor surface by physisorption and chemisorption. Both catalysts exhibit single thermal decompositions at the second mass loss, 300-450 °C which are attributed to the loss of water of crystallization in CaO and Ca(OH)₂. The mass loss of constitutional water in the form of OH- at 500-730 °C resulted in the Ca(OH)₂ decomposition to CaO and CO₂ along with some losses of inorganic impurities. Finally, catalyst sintering took place at 750-950 °C and the mass loss remains constant afterwards.

The description of the TGA curves in this finding is consistent with other findings [24, 26]. Hu, Wang and Han [15, 26] reported the crystal water loss at 350-451 °C and sintering of the preformed compound at 688-749 °C. The presence of Ca(OH)₂ and the formation of CaO in the catalyst at 600 °C are also confirmed by the XRD pattern obtained (Section 3.2.4). The results of thermal analysis suggested that the proper calcination temperature of the CaO-TiO₂ catalyst is in the range of 550-730 °C. A higher activation temperature is required to enhance the catalytic activity. This was confirmed by the catalyst test study in the transesterification process.

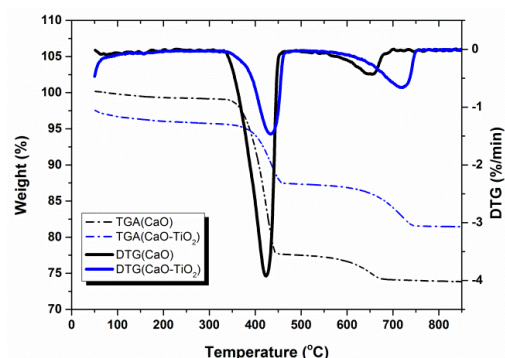


Figure 4. TGA and DTG curves for CaO and CaO-TiO₂ catalysts

3. 2. 2. Surface Area Table 1 illustrates the effect of calcination temperature on the surface area of CaO and CaO-TiO₂ catalyst. The surface area of CaO increased from 1.87 to 7.01 m²/g when the calcination temperature increased from 200 to 600 °C, respectively. The same pattern was observed for CaO-TiO₂ catalyst. Increasing the calcination temperature from 200°C to 600 °C resulted in the increment of surface area from 14.37 to 22.96 m²/g, respectively. However, the surface area of the catalysts decreased with calcination temperature due to the presence of Ca(OH)₂ which might reduce the biodiesel yield [24]. The calcination temperature beyond 600 °C can be attributed to the porosity development in the catalyst which was caused by the evolution of carbonization products (CO₂ in this case). This explanation is supported by the XRD chromatogram in Section 3.2.4. Moreover, the addition of TiO₂ increased the surface area of the catalyst. The strong interaction of TiO₂ with CaO gave an increment in the surface area of the catalysts, which reduced the surface diffusion of CaO. The interaction also gave a sintering and stabilized crystal structure of CaO-TiO₂ [27]. Boro, et al. [28] stated the further increase in surface area of the catalysts might have been caused by the crystal growth of CaO at higher calcination temperature. Based on the results obtained, therefore, only CaO and CaO-TiO₂ catalysts which are calcined at the temperature of 600 °C were subjected to the rest of the characterizations.

3. 2. 3. Temperature-programmed Desorption of Carbon Dioxide (TPD-CO₂) Figure 5 indicates the presence of CO₂ desorption peaks at temperature ranges of 50-210 °C, 220-420 °C, and 430-850 °C. The peaks in the range of 50-420 °C are attributed to the interaction of CO₂ with weak and medium basic sites, and peaks at 430-850 °C indicate the presence of stronger basic site in the catalysts. It was found that the higher amount of the strong basic sites in catalyst led to increased biodiesel yield. Similar finding was reported in several studies [19]. The desorption peaks of both catalysts were observed between 50 - 210 °C and

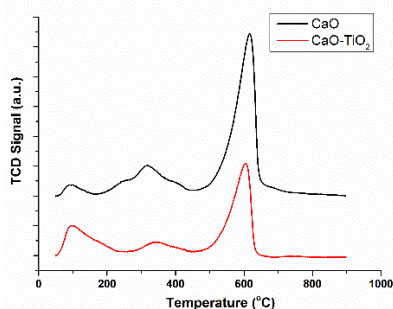


Figure 5. TPD-CO₂ profiles of (a) calcined CaO at 600 °C (b) calcined CaO-TiO₂ at 600 °C

220-420 °C, which are related to the basic sites with weak and medium strength concerned with Ca²⁺-O²⁻ and Ti⁴⁺-O²⁻ anions. In comparison, the strength of basic sites of CaO was higher than that of CaO-TiO₂, as evidenced by higher temperature as well as larger area for CO₂ desorption peaks associated with CaO. When Ti ions are substituted into the calcium lattice, some vacancies are created to maintain neutral charge in the ionic crystal. The Ti ion has a valence of 4, which is higher than that of Ca ion (2). These vacancies cause defects or weaknesses which are important for the heterogeneous catalyst [20]. Thus, the basicity of CaO-TiO₂ is less than that of CaO. The CO₂ desorption peaks was gradually shifted towards higher temperatures ranging from 450 to 650 °C, demonstrating the increase of catalyst basic strength with the present CaO crystallinity [21]. Based on the discussion of the TPD results, the mixed metal oxide system still provides a stronger basic strength on the catalytic site of CaO-TiO₂ catalyst even though the CO₂ desorption peak is less than the pure metal oxide because of higher basic sites of the catalysts (450-650 °C) which enabled high yield biodiesel to occur. Thus, both catalysts provided strong basic functions on the surface.

3. 2. 4. X-ray Diffraction (XRD) Figure 6 depicts the XRD patterns of CaO and CaO-TiO₂ catalysts calcined at 600 °C. In such analysis, each inflection point is related to a pore in mesoscale, while the sharpness of the curves is related to the uniformity of the mesopore size distribution of the catalyst. The peaks obtained were compared with the Joint Committee on Powder Diffraction Standards (JCPDS) file. From the figure, the principle components of CaO catalyst are CaO, CaCO₃ (calcite and aragonite), and Ca(OH)₂, while CaO, TiO₂, CaCO₃, and Ca(OH)₂ occur in CaO-TiO₂

For parent CaO, intensified and narrow peaks at 2θ = 32.2°, 37.3°, 53.8°, 60.7°, 62.5°, 64.1°, 67.3° were observed. In contrast, these peaks were observed only at low intensity in CaO-TiO₂ catalyst. In addition, for both catalysts, peaks were observed at 2θ = 17.9°, 28.6°, 34.1°, 46.9°, and 50.7°. Such peaks are the characteristics peaks for Ca(OH)₂ when hydration of CaO occurs. CaCO₃ peaks were observed for both catalysts at 2θ = 29.2°, 36.37°, 38.9°, 39.48°, 43.55°, 47.87°, 49.05°, 57.89°. These CaCO₃ peaks confirm its reflection to the exposure of fresh CaO and CaO-TiO₂ catalysts in the atmosphere during calcination. TiO₂ peaks was observed in the CaO-TiO₂ catalyst at 2θ = 25.5°, 37.3°, 47.0°, 54.8°, 55.2°, 63.9°, 69.20°, 70.4°, and 75°.

In comparison, the areas and intensities for diffraction peaks of impregnated CaO-TiO₂ particles are slightly lower than those of parent CaO.

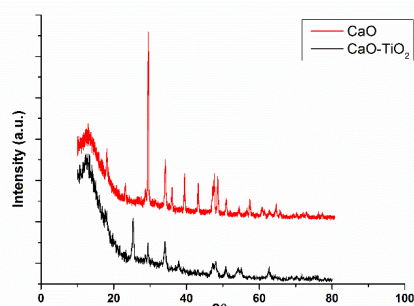


Figure 6. XRD pattern of calcined CaO and CaO-TiO₂ calcined at 600 °C

The TiO₂ impregnation onto CaO catalyst caused small decrease in CaO-TiO₂ crystallinity, due to structural collapse during calcination at high temperature and the presence of transition metal species support which tends to decrease the crystallinity of the parent CaO. Such observation is in agreement with the catalyst characteristics in study by Wong et al. [16]. The larger crystallite sizes led to lower surface area of the catalyst [14]. The intensity observed in the XRD pattern of both CaO and CaO-TiO₂ point to the large dimensions of the catalyst crystallite and confirm the formation of the CaO, CaCO₃, Ca(OH)₂, and TiO₂ moieties at calcination temperature at 600 °C.

3. 2. 5. Scanning Electronic Microscope (SEM) and Energy Dispersive X-Ray Spectroscopy (EDX)

The morphology of CaO and CaO-TiO₂ is shown in Figure 7. CaO calcined at 600 °C consists of particles with spherical shape on its surface, while CaO-TiO₂ calcined at 600 °C shows tiny aggregates particles on the surface. The presence of small spherical particles (similar to structure in pure CaO) is also observed in CaO-TiO₂. Homogeneous distribution of CaO particles in CaO-TiO₂ was in agreement with the XRD result, which the CaO content in the catalyst was low. The morphology of CaO-TiO₂ is similar to observations made by Taufiq- Yap et al. [29] and Tang et al. [14], where tiny aggregates of particles were observed on the surface of CaO modified with bromoocane and CaO modified with ZnO, respectively. The presence of aggregates particles increased the catalyst surface area




Figure 7. Scanning electron micrographs of (a) CaO and (b) CaO-TiO₂ catalysts

(shown in Table 1), hence the catalytic property in biodiesel production.

3. 2. 6. Fourier Transform Infrared (FTIR) Spectroscopy

FTIR spectra of CaO and CaO-TiO₂ calcined at 600°C (Figure 8) showed similar absorption modes, including those at 866, 871, and 873 cm⁻¹, respectively. These peaks represent the out-of-plane bending and in-plane bending from CO₃²⁻ group [24]. Peaks were also observed at ~1421 cm⁻¹ for both samples, which is assigned to asymmetric stretching from CO₃²⁻ group. Another peak observed at 3639 cm⁻¹ is assigned to OH- stretching [30]. However, two additional peaks at ~1600 cm⁻¹ and ~3350 cm⁻¹ are exhibited by the CaO-TiO₂ sample, but not CaO. Such peaks are probably originated from the CaO lattice structure [28].

From Figure 7, it is suggested that the modified CaO with TiO₂ produce strong basic property at ~1600 cm⁻¹ and ~3350 cm⁻¹ which is caused by the absorption of gaseous CO₂ from atmosphere onto the catalysts, where the intensity still increased after modification [20]. This explanation is supported by TPD-CO₂ curves profile, as shown in the Figure 4. Therefore, the IR spectra result has proved that the CaO catalyst was successfully modified with TiO₂ and resulted in overall improvement of the product yield.

Similarly, the variation in elemental compositions was vividly noticeable from the EDX graphs. The EDX analysis of the surface elemental composition revealed the presence of calcium (89.71 wt.%), oxygen (2.45 wt. %), carbon (7.50 wt. %) and water (0.34 wt. %) for CaO. Besides that, the surficial elemental composition by EDX analysis also revealed the presence of 85.18 wt. % calcium, 3.79 wt. % titanium, 5.02 wt. % oxygen, 5.95 wt. % carbon and 0.06 wt. % water in CaO-TiO₂.

4. CONCLUSION

This study focused on transesterification of vegetable palm oil (VPO) catalyzed by CaO impregnated with TiO₂.

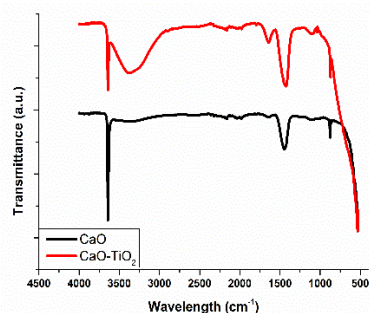


Figure 8. FTIR spectra of (a) CaO calcined at 600 °C and (b) CaO-TiO₂ calcined at 600 °C catalysts

The biodiesel yield increased with catalyst calcination temperature and reaction time. The optimum reaction conditions are 600 °C and 150 minutes for reaction time, and the biodiesel yields are 90% (CaO) and 93.33% (CaO-TiO₂), respectively. Impregnation of TiO₂ on CaO increased the biodiesel yield, due to the photocatalytic action of TiO₂. Comprehensive characterization of catalyst showed that the addition of TiO₂ to CaO resulted in the substitution of Ti and Ca ions in the calcium lattice, which improved the catalyst activity. Homogeneous distribution of TiO₂ particles on CaO surface also increased the surface area of CaO-TiO₂. TPD-CO₂ analysis result also showed that the synthesized CaO-TiO₂ had strong strength basic sites, although slightly lower than CaO catalyst. Moreover, calcination at 600 °C was in agreement with the TGA profiles. The characterization results showed that impregnation of TiO₂ on CaO improved the catalyst stability while maintaining catalytic activity. Overall, CaO-TiO₂ exhibits excellent catalytic property in transesterification of VPO, and its potential in transesterification of waste cooking oil should be investigated.

5. ACKNOWLEDGEMENT

The authors are grateful to MyBrain15 (MyMaster) and Universiti Teknologi Malaysia (UTM) for the Zamalah Scholarship. The authors also would like to extend their sincere gratitude to Universiti Teknologi Malaysia and the Ministry of Higher Education Malaysia (MOHE) for the financial supports received under Research University Grant (Vot no. 17H65).

6. REFERENCES

1. Wong, S.L., Ngadi, N., Abdullah, T.A.T. and Inuwa, I.M., "Recent advances of feed-in tariff in malaysia", *Renewable & Sustainable Energy Reviews*, Vol. 41, (2015), 42-52.
2. Hadiyanto, H., Widayat, W. and Duma, A., "Ultrasound assisted esterification of rubber seeds oil for biodiesel production", *International Journal of Engineering-Transactions C: Aspects*, Vol. 29, No. 12, (2016), 1635.
3. Pazouki, M., Zamani, F. and Khalili, M., "Development of clay foam ceramic as a support for fungi immobilization for biodiesel production", *International Journal of Engineering-Transactions B: Applications*, Vol. 27, No. 11, (2014), 1691-1696.
4. Jafarmadar, S. and Pashae, J., "Experimental study of the effect of castor oil biodiesel fuel on performance and emissions of turbocharged diesel", *International Journal of Engineering-Transactions B: Applications*, Vol. 26, No. 8, (2013), 905.
5. Hosseini, S.E. and Wahid, M.A., "Necessity of biodiesel utilization as a source of renewable energy in malaysia", *Renewable & Sustainable Energy Reviews*, Vol. 16, No. 8, (2012), 5732-5740.
6. Atabani, A.E., Silitonga, A.S., Badruddin, I.A., Mahlia, T.M.I., Masjuki, H.H. and Mekhilef, S., "A comprehensive review on biodiesel as an alternative energy resource and its characteristics", *Renewable & Sustainable Energy Reviews*, Vol. 16, No. 4, (2012), 2070-2093.
7. Yaakob, Z., Mohammad, M., Alherbawi, M., Alam, Z. and Sopian, K., "Overview of the production of biodiesel from waste cooking oil", *Renewable & Sustainable Energy Reviews*, Vol. 18, (2013), 184-193.
8. Lam, M.K., Lee, K.T. and Mohamed, A.R., "Homogeneous, heterogeneous and enzymatic catalysis for transesterification of high free fatty acid oil (waste cooking oil) to biodiesel: A review", *Biotechnology Advances*, Vol. 28, No. 4, (2010), 500-518.
9. Zabeti, M., Wan Daud, W.M.A. and Aroua, M.K., "Activity of solid catalysts for biodiesel production: A review", *Fuel Processing Technology*, Vol. 90, No. 6, (2009), 770-777.
10. Anonymous. *Calcium oxide*. 2018 [cited 08/01/2018; Available from: <https://toxnet.nlm.nih.gov/cgi-bin/sis/search/a?dbs+hsdb:@term+@DOCNO+1615>].
11. Yoo, S.J., Lee, H.S., Veriansyah, B., Kim, J., Kim, J.D. and Lee, Y.W., "Synthesis of biodiesel from rapeseed oil using supercritical methanol with metal oxide catalysts", *Bioresource Technology*, Vol. 101, No. 22, (2010), 8686-8689.
12. Feyzi, M. and Shahbazi, E., "Catalytic performance and characterization of cs-ca/sio2-tio2 nanocatalysts for biodiesel production", *Journal of Molecular Catalysis a-Chemical*, Vol. 404, (2015), 131-138.
13. Madhuvilakku, R. and Piraman, S., "Biodiesel synthesis by tio2-zno mixed oxide nanocatalyst catalyzed palm oil transesterification process", *Bioresource Technology*, Vol. 150, (2013), 55-59.
14. Mohamad, M., Ngadi, N., Wong, S.L., Jusoh, M. and Yahya, N.Y., "Prediction of biodiesel yield during transesterification process using response surface methodology", *Fuel*, Vol. 190, (2017), 104-112.
15. Hu, S.Y., Wang, Y. and Han, H.Y., "Utilization of waste freshwater mussel shell as an economic catalyst for biodiesel production", *Biomass & Bioenergy*, Vol. 35, No. 8, (2011), 3627-3635.
16. Wong, S., Ngadi, N., Abdullah, T.A.T. and Inuwa, I.M., "Catalytic cracking of ldp dissolved in benzene using nickel-impregnated zeolites", *Industrial & Engineering Chemistry Research*, Vol. 55, No. 9, (2016), 2543-2555.
17. Rodriguez, D.F. and Perillo, P.M., "TiO₂ nanopores with high sensitivity to ultraviolet light", *Optical Materials*, Vol. 42, (2015), 52-55.
18. Yusup, S. and Khan, M.A., "Base catalyzed transesterification of acid treated vegetable oil blend for biodiesel production", *Biomass & Bioenergy*, Vol. 34, No. 10, (2010), 1500-1504.
19. Sohaimi, K., Ngadi, N., Mat, H., Inuwa, I. and Wong, S., "Synthesis, characterization and application of textile sludge biochars for oil removal", *Journal of Environmental Chemical Engineering*, Vol. 5, No. 2, (2017), 1415-1422.
20. Tang, Y., Chen, G., Zhang, J. and Lu, Y., "Highly active cao for the transesterification to biodiesel production from rapeseed oil", *Bulletin of the Chemical Society of Ethiopia*, Vol. 25, No. 1, (2011), 37-42.
21. Takase, M., Chen, Y., Liu, H., Zhao, T., Yang, L. and Wu, X., "Biodiesel production from non-edible silybum marianum oil using heterogeneous solid base catalyst under ultrasonication", *Ultrasonics Sonochemistry*, Vol. 21, No. 5, (2014), 1752-1762.
22. Farooq, M., Ramli, A. and Naeem, A., "Biodiesel production from low ffa waste cooking oil using heterogeneous catalyst

- derived from chicken bones", *Renewable Energy*, Vol. 76, (2015), 362-368.
23. Mohamad, M. and Ngadi, N., "Effect of tio₂ mixed cao catalyst in palm oil transesterification", *Applied Mechanics and Materials*, Vol. 695, (2014), 319.
 24. Boro, J., Thakur, A.J. and Deka, D., "Solid oxide derived from waste shells of turbonilla striatula as a renewable catalyst for biodiesel production", *Fuel Processing Technology*, Vol. 92, No. 10, (2011), 2061-2067.
 25. Witoon, T., Bumrungsalee, S., Vathavanichkul, P., Palitsakun, S., Saisriyoot, M. and Faungnawakij, K., "Biodiesel production from transesterification of palm oil with methanol over cao supported on bimodal meso-macroporous silica catalyst", *Bioresource Technology*, Vol. 156, (2014), 329-334.
 26. Tang, S.K., Wang, L.P., Zhang, Y., Li, S.F., Tian, S.J. and Wang, B.Y., "Study on preparation of ca/al/fe₃o₄ magnetic composite solid catalyst and its application in biodiesel transesterification", *Fuel Processing Technology*, Vol. 95, (2012), 84-89.
 27. Omar, W.N.N.W. and Amin, N.A.S., "Biodiesel production from waste cooking oil over alkaline modified zirconia catalyst", *Fuel Processing Technology*, Vol. 92, No. 12, (2011), 2397-2405.
 28. Boro, J., Konwar, L.J., Thakur, A.J. and Deka, D., "Ba doped cao derived from waste shells of tstriatula (ts-cao) as heterogeneous catalyst for biodiesel production", *Fuel*, Vol. 129, (2014), 182-187.
 29. Taufiq-Yap, Y.H., Lee, H.V., Hussein, M.Z. and Yunus, R., "Calcium-based mixed oxide catalysts for methanolysis of jatropha curcas oil to biodiesel", *Biomass & Bioenergy*, Vol. 35, No. 2, (2011), 827-834.
 30. Zhang, Y., Zhao, Z., Chen, J., Cheng, L., Chang, J., Sheng, W., Hu, C. and Cao, S., "C-doped hollow tio₂ spheres: In situ synthesis, controlled shell thickness, and superior visible-light photocatalytic activity", *Applied Catalysis B: Environmental*, Vol. 165, (2015), 715-722.

Synthesis and Characterization of CaO-TiO₂ for Transesterification of Vegetable Palm Oil

M. Mohamad^a, N. Ngadi^a, S. Wong^a, N. Y. Yahya^a, I. M. Inuwa^b, N. S. Lani^a

^a Department of Chemical Engineering, School of Chemical and Energy Engineering, Universiti Teknologi Malaysia (UTM) Johor Bahru, 81310, Johor, Malaysia

^b Department of Industrial Chemistry, Faculty of Science, Kaduna State University, P.M.B 2232 Kaduna, Nigeria

P A P E R I N F O

چکیده

Paper history:

Received 14 December 2017

Received in revised form 08 January 2018

Accepted 23 January 2018

Keywords:

Biodiesel

Vegetable Palm Oil

Transesterification

CaO-TiO₂

Catalyst Characterization

این تحقیق، پتانسیل اکسید تیتانیوم آغشته به اکسید کلسیم (CaO-TiO₂) که به عنوان کاتالیزور در انتقال لیاف روغن های نباتی روغن نخل سبزیجات (VPO) برای تولید بایودیزل استفاده می شود را مورد بررسی قرار می دهد. عملکرد بایودیزل با دمای کالبراسیون کاتالیزور و زمان واکنش افزایش یافته و استفاده از CaO-TiO₂ باعث افزایش تولید بایودیزل در مقایسه با واکنش کاتالیز شده توسط CaO می شود. هنگامی که CaO-TiO₂ در شرایط واکنش بهینه سازی شده استفاده شد، بایودیزل بازدهی به مقدار 93.33٪ را به دست آورد. تعاریف کاتالیستی نشان داد که افزودن TiO₂ به CaO، به دلایلی مثل افزایش سطح کاتالیزور و همچنین افزایش قدرت سایت های فعال کاتالیزور، خواص کاتالیزوری را افزایش داده که باعث افزایش عملکرد کاتالیزوری CaO-TiO₂ می شود. این مطالعه پتانسیل CaO-TiO₂ به منظور تبدیل VPO به بایودیزل و همچنین توانایی کاتالیزور را به منظور تبدیل پسماند روغن مصرفی (نباتی) به سوخت تجدید پذیرا نشان می دهد.

doi: 10.5829/ije.2018.31.08b.22