

Diagnosis of Faulty Elements in Array Antenna using Nature Inspired Cuckoo Search Algorithm

Shafqat Ullah Khan¹, M. K. A. Rahim², Murtala Aminu-Baba³, Atif Ellahi Khan Khalil⁴, Sardar Ali⁵

^{1,2,3}Advanced RF & Microwave Research Group, Department of Communication Engineering, Faculty of Electrical Engineering, Universiti Teknologi Malaysia, 81310 Skudai, Johor, Malaysia

^{1,5}Department of Electronics, University of Buner, Pakistan

⁴Department of Electrical Engineering, Faculty of Engineering and Technology, International Islamic University, H-10, Islamabad, Pakistan

Article Info

Article history:

Received Jan 16, 2018

Revised Apr 30, 2018

Accepted May 7, 2018

Keyword:

Antenna array

Cuckoo search algorithm

Fault diagnosis

Linear array

ABSTRACT

Detection and correction of faulty elements in a linear array have great importance in radar, sonar, mobile communications and satellite. Due to single element failure, the whole radiation pattern damage in terms of side lobes level and nulls. Once we have detect the position of defective element, then correction method is applied to achieve the desired pattern. In this work, we introduce a nature inspired meta-heuristic cuckoo search algorithm to diagnose the position of defective elements in a linear array. The nature inspired cuckoo search algorithm is new to the optimization family and is used first time for fault detection in an array antenna. Cuckoo search algorithm is a global search optimization technique. The cost function is used as a fitness function which defines an error between the degraded far field power pattern and the estimated one. The proposed technique is used effectively for the diagnosis of complete, as well as, for partial faulty elements position. Different simulation results are evaluated for 40 elements Taylor pattern to validate and check the performance of the proposed technique.

Copyright © 2018 Institute of Advanced Engineering and Science.
All rights reserved.

Corresponding Author:

Shafqat Ullah Khan,

Department of Electronics,

University of Buner,

Swari Buner, Khyber Pakhtoonkhawa, Pakistan.

Email: shafqatphy@yahoo.com

1. INTRODUCTION

The Array antennas have many applications in the field of sonar and communication. In large arrays, there is a chance of failure of one or more elements. The failure of a single element can degrade the sidelobe level and damage the null position. In most situations, it's not possible for us to replace the faulty element, however in such a condition we are adjusting the weights of the remaining elements to correct the damage pattern. In literature survey a variety of techniques are available for the detection and correction of damage pattern.

Once the position of faulty elements is detected then different methods for the correction of array is used. In [1] the symmetrical counterpart element passive technique along with hybrid computation is used to accomplish the required null depth level, null positioning at their previous location and low sidelobe level. The required pattern is achieved using symmetrical failure technique along with cultural differential evolution technique [2], [3]. In [4] the firefly algorithm is used for fault detection in linear array antenna. To locate the number and position of faulty element from the measured data of the fault free pattern and the damaged pattern [5] is used.

In this work the meta-heuristic cuckoo search algorithm is new to the optimization family and is used first time for fault detection in an array antenna. Cuckoo search algorithm is a global search optimization technique. The cost function is used as a fitness function which defines an error between the degraded far field power pattern and the estimated one. The proposed technique is used effectively for the diagnosis of complete, as well as, for partial faulty elements position. To provide the proper guiding principle for the users the paper is ordered as follow. The problem setup is discussed in section II, while in section III the proposed technique is provided. Section IV describes the simulations and the results while section V concludes the paper and proposes some future work.

2. RESEARCH METHOD

Consider a Classical Dolph Chebyshev (CDC) linear array of 40 elements along z-axis in which all the elements are positioned, equally spaced, non-uniform and the progressive phase excitation is given by the array pattern [6].

$$Array\ Factor(\theta_i) = \sum_{n=1}^N w_n \cos[kd \cos \theta_i (2n-1)/2 + \gamma] \quad (1)$$

where w_n is the weight vector of the nth element, k is the wave number and γ is the progressive phase shift. Now we assume that w_m is failed in the array, by putting their weight w_m equal to zero in Equation (1). The faulty array pattern can be given by the following expression.

$$Array\ Factor_m(\theta_i) = \sum_{\substack{n=1 \\ n \neq m}}^N w_n \cos[kd \cos \theta_i (2n-1)/2 + \gamma] \quad (2)$$

The far field pattern of the faulty element can be calculated in dB's by the following expression,

$$Q_d(\theta_i) = 10 \cdot \log_{10} \left(\sum_{\substack{n=1 \\ n \neq m}}^N w_n \cos[kd \cos \theta_i (2n-1)/2 + \alpha] \right)^2 \quad (3)$$

The pattern of the faulty array can be obtained from Equation (1) by creating the excitation equals to zero to represent a complete faulty element. The (50%) partial fault element is equal to assume that their relative excitation equal to half of the original excitation. The fitness function in Equation (4) is minimized using CSA and to find the weights which generate the radiation pattern that is close to the measured one.

$$Fitness = \sum_{k=1}^P \left[|Q_d(\theta_k) - Q_o(\theta_k)| \right]^2 \quad (4)$$

Where P the number of samples used in the comparison, $Q_d(\theta_k)$ is the desired degraded array pattern and $Q_o(\theta_k)$ is the pattern obtained from CSA in P directions. This cost function compares the measured radiation pattern with the given arrangement of failed elements.

Meta-heuristic Cuckoo search algorithm is new optimization technique developed by Yang and Deb [7]. Optimization technique is very important and has many applications in every field of science and engineering. It has been proved in [8] that cuckoo search algorithm (CSA) has less number of parameters and computationally efficient than particle swarm optimization (PSO) and genetic algorithm (GA). In this paper, cuckoo search algorithm (CSA) is used first time for fault finding in array antenna, which has application in sonar and communications. The basic cuckoo search algorithm (CSA) has three idealized rules. (a) Each cuckoo lays only one egg at a time and dumps it in a randomly in a selected nest. (b) The best nests with high quality of eggs will carry over to the next generation. (c) The number of available host nests is fixed and the egg laid by a cuckoo is discovered by the host bird with a probability $p_a \in (0, 1)$. This last assumption can be

approximated by a fraction p_a of the n host nests that are replaced by new solutions. In our work, the minimum of fitness function will give us the location of faulty element. When generating new solutions x_i^{t+1} for a cuckoo i , a Levy flight for the search capability is performed.

$$x_i^{t+1} = x_i^t + \alpha \oplus \text{Levy}(\lambda) \quad (5)$$

where $\alpha > 0$ is the step size and depend on the problem of interest while \oplus product represents the entry-wise multiplications. The Levy flight provides a random walk [9],

$$\text{Levy}(\lambda) = t^{-\lambda}, \quad (1 < \lambda \leq 3) \quad (6)$$

3. RESULTS AND ANALYSIS

In this section, a Classical Dolph Chebyshev (CDC) linear array of 40 elements is considered for fault diagnosis using cuckoo search algorithm (CSA). The spacing between the elements is taken as $\lambda/2$. Analytical technique is used to find the weights of CDC for -30 dB side lobes level as shown in Figure 1. Complete and partial faults were made by making the weights of the faulty element either equal to zero or half of the original value correspondingly. For fault finding using CSA the parameters step size (α), population size (n) and rate of discovery (P_a) are used. The parameters are set to $\alpha = 1$, $n = 40$ and $P_a = 0.25$.

First we consider the case that sixth element in the array become damage and don't radiate. The diagnosis of fault in an array antenna is very important. If we don't know the exact location of faulty element, we cannot apply any correction method to recover the desired pattern. Due to sixth element failure, we obtain the black solid line pattern as shown in Figure 2. After optimization by nature inspired cuckoo search algorithm (CSA), we will find the pattern which is close to the black solid pattern as depicted in Figure 2 using the fitness function of Equation (4). The pattern obtained by CSA is shown in Figure 2 by the red dotted line which is nearly approachable.

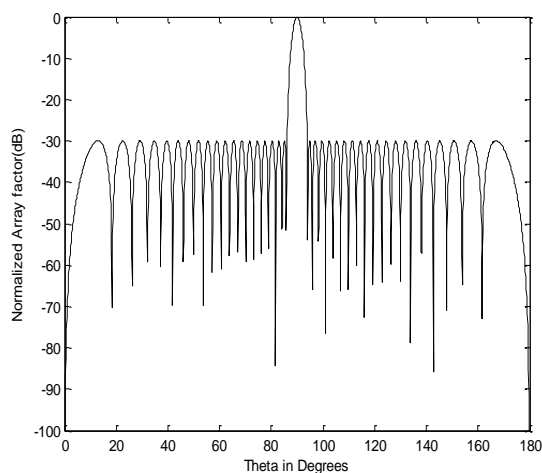


Figure 1. The power pattern of Classical Dolph Chebyshev array of 40 elements

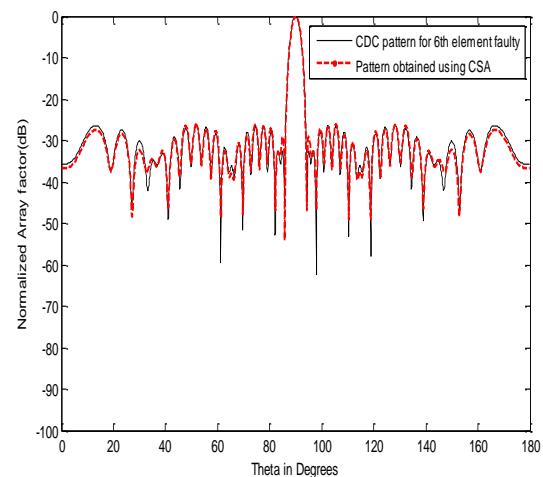


Figure 2. The faulty pattern of sixth element failure and pattern obtained using CSA

In the second case we assumed that 10th element in the array is partially damage (50%). The 10th element partially faulty pattern is shown in Figure 3 by the black solid line. After optimization by CSA, we

used the fitness function of Equation (4) and obtained the pattern for 10th element partial fault which is shown in Figure 3 by the red dotted line.

In the third case we assumed the complete as well as partial fault, in which 5th element is completely and the 11th element is partially faulty (50%). The CDC pattern for complete and partial fault is shown by the black solid line and after optimization by CSA, the pattern obtained is shown in Figure 4 by the red dotted line.

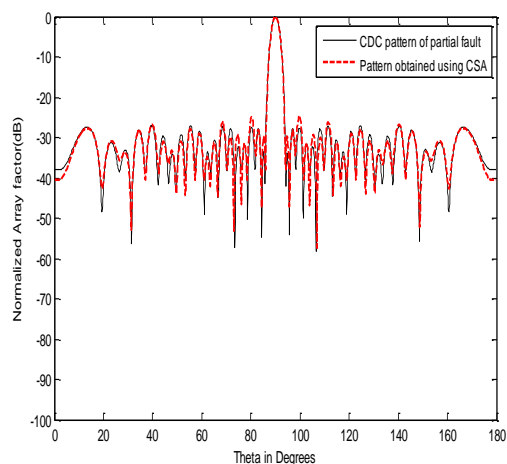


Figure 3. The 10th element partial fault pattern (50%) and pattern obtained using CSA.

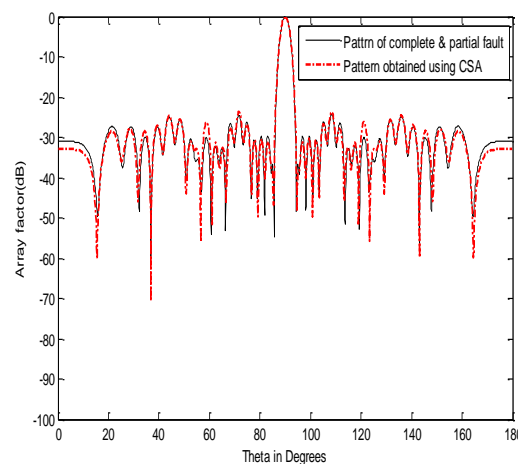


Figure 4. The CDC pattern for complete and a partial fault and pattern obtained using CSA

4. CONCLUSION

The meta-heuristic cuckoo search algorithm (CSA) is tested first time for diagnosis of faulty element in array antenna. The proposed algorithm estimated the pattern and then compared with the faulty Classical Dolph Chebyshev (CDC) pattern and the minimum of the fitness function will give us the location of fully or partially faulty element. The method can be extended to L-type arrays.

ACKNOWLEDGEMENTS

The authors thank the Research Management Centre (RMC), Communication Engineering Department, Faculty of Electrical Engineering (FKE), Universiti Teknologi Malaysia (UTM) Johor Bahru under grant number 03E20 and Department of Electronics, University of Buner, Swari Pakistan.

REFERENCES

- [1] S. U. Khan, I.M. Qureshi, F. Zaman, A. Naveed, "Null Placement and Side lobe Suppression in Failed Array Using Symmetrical Element Failure Technique and Hybrid Heuristic Computation," *Progress In Electromagnetics Research B*, vol. 52, pp. 165-184, 2013.
- [2] S. U. Khan, I. M. Qureshi, F. Zaman, B. Shoaib, A. Naveed, and A. Basit, "Correction of Faulty Sensors in Phased Array Radars Using Symmetrical Sensor Failure Technique and Cultural Algorithm with Differential Evolution," *The Scientific World Journal*, vol. 2014, Article ID 852539, 10 pages, 2014.
- [3] S. U. Khan, I. M. Qureshi, B. Shoaib and A. Basit, "Correction of faulty pattern Using Cuckoo Search algorithm and Symmetrical element failure technique along with distance adjustment between the antenna array", Accepted in *IEEE, 12th, IBCAST*, 2015.
- [4] S.U. Khan, I.M. Qureshi, F. Zaman, A. Basit, W. Khan, "Application of firefly algorithm to fault finding in linear arrays antenna," *World Applied Sciences Journal*, vol. 26, no. 2, pp. 232-238, 2013.
- [5] J. A. Rodriguez, F. A. Pena, M. F. Roberto and S. Barro, "Rapid method for finding faulty elements in antenna arrays using far field pattern samples", *IEEE Trans. Antennas Propag*, vol. 57, no. 6, pp. 1679-1683, June 2009.
- [6] A. Balanis, "Antenna theory: analysis and design," John Wiley and Sons, Inc., 2005.
- [7] Cuckoo search vol. 2011: Wikipedia, 2010.

- [8] YANG, S. X., DEB, S. "Cuckoo search via Levy flights," In Proc. World Congr. on Nature & Biologically Inspired Computing (NABIC 2009) . India, 2009, p. 210-214.
- [9] Levy flight vol. 2011: Wikipedia, 2011.

BIOGRAPHIES OF AUTHORS



Shafqat Ullah Khan was born in Bannu, KPK, Pakistan, in 1981. He received the M.Sc. and M.S. degrees in Physics and Electronic Engineering from the Quaid-i-Azam University Islamabad, and International Islamic University Islamabad, Pakistan, in 2004 and 2008 respectively. He did Ph.D. degree in Electronic Engineering from ISRA University, Islamabad, Pakistan in 2015. Finally, he completed a Post-Doctoral Fellowship in 2017 with the Advanced RF & Microwave Research Group, Department of Communication Engineering, Faculty of Electrical Engineering, Universiti Teknologi Malaysia. Currently he is an Assistant Professor at the Department of Electrical Engineering, International Islamic University, Islamabad. He is the author of more than 25 articles and conference proceedings. His research interests include detection and correction of faulty sensors using evolutionary and compressed sensing techniques.



M. K. A. Rahim was born in Alor Star Kedah Malaysia on the 3rd of November, 1964. He received the B.Eng. degree in Electrical and Electronic Engineering from University of Strathclyde, UK in 1987. He obtained his Master Engineering from University of New South Wales, Australia in 1992. He graduated his Ph.D. in 2003 from University of Birmingham, U.K., in the field of Wideband Active Antenna. From 1992 to 1999, he was a Lecturer at the Faculty of Electrical Engineering, UTM. From 2005 to 2007, he was a Senior Lecturer at the Department of Communication Engineering, UTM. He is now a Professor at Universiti Teknologi, Malaysia. His research interest includes the design of active and passive antennas, electromagnetic band gap (EBG), artificial magnetic conductors (AMC), left-handed metamaterials and computer aided design for antenna.



M. A. Baba obtained his first degree in 2010 from Abubakar Tafawa University Bauchi, Nigeria (ATBU) in Electrical Engineering. He received his MSc. in Information Technology 2013 from the University of Wolverhampton, U.K, in 2013. He is currently pursuing his PhD in the field of metamaterial antenna design for adaptive beam forming Network



Atif Illahi Khalil Khan, did his M.Sc in Physics from University of Peshawar in 2003, MS and PhD in Electronics Engineering from International Islamic University Islamabad in 2008 and 2017 respectively. His research activities are in Array Signal Processing and Soft Computing.



Sardar Ali, did his B.E in Electrical Engineering from University of Engineering and Technology, Peshawar, Pakistan in 2003, MS in Electronics Engineering from University of Perlis, Malaysia in 2008. Currently he is PhD student at SEAS Islamabad. He is an Assistant Professor at Department of Electronics, University of Buner, Pakistan. His research activities are in Array Signal Processing and Soft Computing.