

SYNTHESIS AND CHARACTERIZATION OF HETEROCYCLIC CHALCONES CONTAINING HALOGENATED THIOPHENES

Article history

Received
23 March 2015
Received in revised form
27 July 2015
Accepted
3 August 2015

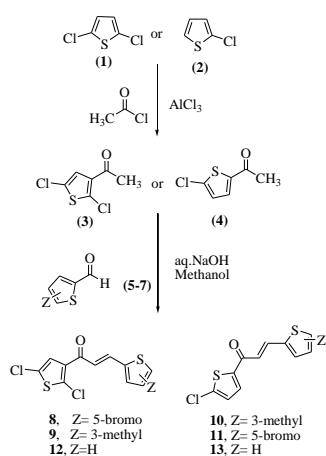
Helmi Mohammed Al-Maqtari, Joazaizulfazli Jamalis*, Hasnah Mohd Sirat

*Corresponding author

joazaizul@kimia.fs.utm.my

Department of Chemistry, Faculty of Science, Universiti Teknologi Malaysia, 81310 Johor Bahru, Johor, Malaysia

Graphical abstract



Abstract

Heterocyclic chalcones containing halogenated thiophenes were synthesized. The first step was to synthesize 3-acetyl-2,5-dichlorothiophene and 2-acetyl-5-chlorothiophene as heterocyclic ketones by using Friedel-Crafts acylation. The ketones were then used to synthesize thiophene chalcones through Claisen-Schmidt reaction with the respective heterocyclic aldehydes such as 5-bromothiophene-2-carboxaldehyde, 3-methyl-2-thiophene carboxaldehyde and 2-thiophene carboxaldehyde with 3-acetyl-2,5-dichlorothiophene or 2-acetyl-5-chlorothiophene in presence of basic medium, sodium hydroxide to form the corresponding chalcones. Structures of the synthetic compounds were confirmed by IR, MS, ¹H and ¹³C NMR spectral data.

Keywords: Heterocyclic Chalcone, Claisen-Schmidt condensation, Halogenated thiophene

Abstrak

Kalkon heterosiklik mengandungi tiofena terhalogen telah disintesis. Langkah pertama adalah untuk mensintesis 3-asetil-2,5-diklorotiofena dan 2-asetil-5-klorotiofena sebagai keton heterosiklik dengan menggunakan pengasilan Friedel-Crafts. Keton tersebut digunakan untuk mensintesis kalkon tiofena melalui tindakbalas Claisen-Schmidt dengan aldehyd heterosiklik seperti 5-bromotiofena-2-karbaldehid, 3-metil-2-tiofena karboksaldehid dan 2-tiofena karboksaldehid dengan 3-asetil-2,5-diklorotiofena atau 2-asetil-5-klorotiofena menggunakan medium bes, natrium hidroksida bagi menghasilkan kalkon. Struktur sebatian sintesis telah disahkan menggunakan data spektrum IR, MS, ¹H dan ¹³C NMR.

Kata kunci: kalkonheterosiklik, KondensasiClaisen-Schmidt, Tiofeneterhalogen

© 2015 Penerbit UTM Press. All rights reserved

1.0 INTRODUCTION

Chalcones consist of two phenyl rings A and B connected by three carbon α , β -unsaturated carbonyl system. The A-ring at the left side carries the prime number which is bonded to the carbonyl group of α , β -unsaturated carbonyl while the ring B is at the right side [1]. In other word chalcones are open chain flavonoid [2] as shown in Figure 1.

Chalcones and heterocyclic chalcone derivatives play important roles against diverse human diseases such as anti-inflammatory [3, 4], anti-leishmanial [5-7], anti-malarial [8, 9], anti-fungal [10], anti-oxidant [11, 12], anti-cancer [13, 14], anti-AIDS [15, 16] and anti-bacterial agents [17, 18].

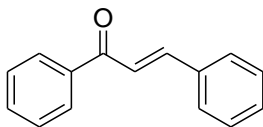


Figure 1 Chemical structure of a chalcone

Several methods and reactions for the syntheses of chalcones based on the formation of carbon-carbon bond have been reported. Claisen-Schmidt condensation is the main method for synthesis of chalcone in the presence of aqueous alkaline base [19].

Other methods include Friedel-Crafts acylation [20], Suzuki coupling reaction [21,22], microwave irradiation [23], ultrasound irradiation [24], grinding technique [25] and boron trifluoride etherate reaction [26].

Chalcones have been synthesized by condensation between aldehydes and ketones. Chalcone is one of important intermediate in the synthesis of five and six membered ring [27]. In addition, chalcones can be used as an intermediate in the biosynthesis of flavonoids [28].

Many studies have synthesized chalcones and their anti-bacterial and anti-breast cancer activities, but not using thiophene chalcone containing two thiophene rings. So, the present study deals with the synthesis of thiophene chalcones containing two thiophene rings and their bioactivities towards antimicrobe and anti-cancer.

2.0 EXPERIMENTAL

2.1 Materials

All the chemicals (reagent and solvent) were purchased from (Qrec, Acros organics, Sigma-Aldrich, Scharlau, M Tedia, Lancaster, Tci and HmbG Chemicals Malaysia). The purity of these chemicals was 90-99% and used without further purification and distillation.

2.2 General Experimental Procedures

Melting points (uncorrected) were measured on a Leica Gallen III Kofler micro melting points apparatus. ^1H and ^{13}C NMR spectra (400 MHz and 100 MHz respectively) were recorded on Bruker Avance II spectrometer using deuterated chloroform (CDCl_3) as solvent. Infrared (IR) spectra were recorded on Perkin Elmer FT-IR spectrometer. Mass spectra were obtained from NUS Mass Spectrometry Service, Singapore. Thin layer chromatography (TLC) alumina sheets precoated with silica gel 60 F254 (0.2 mm thickness) was used to monitor and detect compounds, and the spots were visualized under UV lamp at 254 nm.

2.2.1 General Procedure for the Synthesis of 3-Acetyl-2,5-dichlorothiophene (3) and 2-Acetyl-5-chlorothiophene (4)

3-Acetyl-2,5-dichlorothiophene (3) and 2-acetyl-5-chlorothiophene (4) were synthesized according to literature procedure [29] by using solution of 2,5-dichlorothiophene (1) (100 mmol) or 2-chlorothiophene (2) (100 mmol), acetyl chloride (10 mL) and carbon disulfide (10 mL). The anhydrous aluminum chloride was added slowly to the mixture over fifteen minutes. The reaction mixture was stirred at room temperature overnight. The reaction mixture was cooled and poured into ice water. The carbon disulfide layer was separated and washed three times with water and solvent was evaporated to give solid product:

(3) (14.96 g, 76.69%); IR ν_{max} cm^{-1} : 3102 (C-H sp^2), 3003 (C-H sp^3), 1659 (C=O); ^1H NMR (DMSO): δ 2.50 (3H, s) and δ 7.53 (1H, s).

(4) (14.96 g, 76.69%); ^1H NMR (CDCl_3): δ 2.54 (3H, s), δ 7.00 (1H, d, $J = 2.4$) and 7.52 (1H, d, $J = 2.4$).

2.2.2 General Procedure for the Synthesis of Thiophene chalcones

A mixture of 3-acetyl-2,5-dichlorothiophene (3) or 2-acetyl-5-chlorothiophene (4) (0.03 mol) with different heterocyclic aldehydes (5-7) (0.03 mmol) was dissolved in methanol (25 mL). Aqueous sodium hydroxide (15 mL) was added dropwise and the resulting mixture was stirred overnight at room temperature. The precipitate was collected, dried and purified by recrystallization from ethanol to give thiophene chalcones (8-13).

(E)-3-(5-Bromothiophen-2-yl)-1-(2,5-dichlorothiophen-3-yl)-2-propen-1-one (8)

Yellow needle crystal, yield: 83.59%; m.p.: 100-102°C; IR ν_{max} cm^{-1} : 3078 (Ar-H), 1644 (C=O), 1579, 1512 (Ar-C=C), C-Cl (1020); ^1H NMR (CDCl_3): δ 7.07 (1H, d, $J = 4$ Hz, H-5), δ 7.08 (1H, d, $J = 15.2$ Hz, H-2), δ 7.12 (1H, d, $J = 4$ Hz, H-6), δ 7.19 (1H, s, H-11), δ 7.76 (1H, d, $J = 15.2$ Hz, H-3); ^{13}C NMR (CDCl_3): δ 117.2 (C-7), δ 122.6 (C-5), δ 127.1 (C-11), δ 127.1 (C-8), δ 131.3 (C-9), δ 131.5 (C-2), δ 132.9 (C-6), δ 136.6 (C-3), δ 137.6 (C-10), δ 141.6 (C-4), δ 182.8 (C-1); Found (HRS-ESI): 388.8247 $[\text{M}+\text{Na}]^+$ and 389.8280 $[\text{M}+\text{H}+\text{Na}]^+$, ($\text{C}_{11}\text{H}_5\text{BrCl}_2\text{OS}_2$ requires, 388.8240 and 389.8318).

(E)-1-(2,5-Dichlorothiophen-3-yl)-3-(3-methylthiophen-2-yl)-2-propen-1-one (9)

Yellow powder, yield: 21.57%; m.p.: 62-64°C; IR ν_{max} cm^{-1} : 3102 (Ar-H), 1640 (C=O), 1524, 1562 (Ar-C=C); ^1H NMR (CDCl_3): δ 2.39 (3H, s, H-6), δ 6.92 (1H, d, $J = 4.8$ Hz, H-7), δ 7.12 (1H, d, $J = 15.4$ Hz, H-2), δ 7.2 (1H, s, H-12), δ 7.35 (1H, d, $J = 4.8$ Hz, H-8), δ 7.9 (1H, d, $J = 15.4$ Hz, H-3); ^{13}C NMR (CDCl_3): δ 14.3 (C-6), δ 121.4 (C-2), δ 126.9 (C-9), δ 127.1 (C-12), δ 128.2 (C-8), δ 131.0 (C-7), δ 131.6 (C-5), δ 134.3 (C-10), δ 136.2 (C-3), δ 137.9 (C-

11), δ 143.5 (C-4), δ 183.0 (C-1); Found (HRS-ESI): 302.9468 [M+H]⁺, (C₁₂H₈Cl₂OS₂ requires, 302.9472).

(E)-1-(5-Chlorothiophen-2-yl)-3-(3-methylthiophen-2-yl)-2-propen-1-one (**10**)

Orange solid, yield: 85.30%; m.p: 102-104°C; IR ν_{\max} cm⁻¹: 3079 (Ar-H), 1634 (C=O), 1572, 1523 (Ar-C=C), 1013(C-Cl); ¹H NMR (CDCl₃): δ 2.42 (3 H, s, H-6), δ 6.94 (1H, d, *J* = 4.8 Hz, H-11), δ 7.02 (1H, d, *J* = 4.0 Hz, H-8), δ 7.07 (1H, d, *J* = 15.2 Hz, H-2), δ 7.35 (1H, d, *J* = 5.2 Hz, H-7), δ 7.64 (1H, d, *J* = 4.0 Hz, H-10), δ 8.06 (1H, d, *J* = 15.2 Hz, H-3); ¹³C NMR (CDCl₃): δ 14.3 (C-6), δ 118.2 (C-2), δ 127.6 (C-7, C-8), δ 130.8 (C-10), δ 131.5 (C-11), δ 134.2 (C-3), δ 135.3 (C-5), δ 139.4 (C-12), δ 143.3 (C-4), δ 144.4 (C-9), δ 180.7 (C-1); Found (HRS-ESI): 290.9688 [M+Na]⁺, (C₁₂H₉ClOS₂ requires, 290.9681).

(E)-3-(5-Bromothiophene-2-yl)-1-(5-chlorothiophen-2-yl)-2-propen-1-one (**11**) [30]

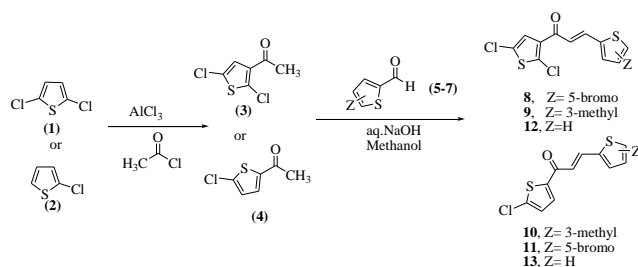
Yellow powder, yield: 90.84%; m.p: 139-141°C; IR ν_{\max} cm⁻¹: 3083 (Ar-H), 1645 (C=O), 1585, 1528 (Ar-C=C), 1014 (C-Cl). ¹H NMR (CDCl₃): δ 7.12 (1H, dd, *J* = 4.8 Hz, H-6), δ 7.19 (1H, d, *J* = 15.2 Hz, H-2), δ 7.21 (1H, s, H-11), δ 7.39 (1H, d, *J* = 3.6 Hz, H-5), δ 7.47 (1H, d, *J* = 5.2 Hz, H-7), δ 7.90 (1H, d, *J* = 15.2 Hz, H-3).

(E)-1-(2,5-Dichlorothiophen-3-yl)-3-(thiophen-2-yl)-2-propen-1-one (**12**) [31]

Yellow solid, yield: 32.00%; m.p: 64-66°C; IR ν_{\max} cm⁻¹: 3091 (Ar-H), 1643 (C=O), 1567, 1525 (Ar-C=C), 1018 (C-Cl). ¹H NMR (CDCl₃): δ 7.12 (1H, d, *J* = 5.0 Hz, H-6), δ 7.19 (1H, d, *J* = 15.2 Hz, H-2), δ 7.21 (1H, s, H-11), δ 7.39 (1H, d, *J* = 3.6 Hz, H-5), δ 7.47 (1H, d, *J* = 5.0 Hz, H-7), δ 7.90 (1H, d, *J* = 15.2 Hz, H-3).

(E)-1-(5-Chlorothiophen-2-yl)-3-(thiophen-2-yl)-2-propen-1-one (**13**) [32]

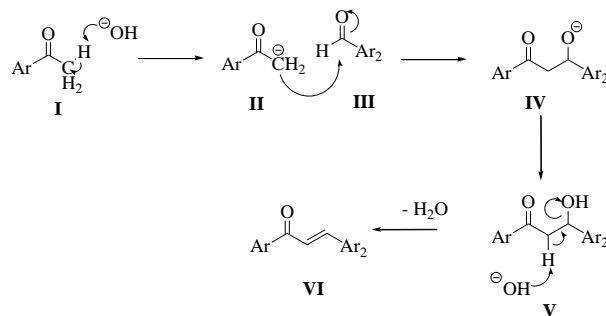
Orange needle crystal, yield: 35.49%; m.p: 84-66°C; IR ν_{\max} cm⁻¹: 3080 (Ar-H), 1637 (C=O), 1574, 1528 (Ar-C=C), 1014 (C-Cl). ¹H NMR (CDCl₃): δ 7.03 (1H, d, *J* = 4 Hz, H-5), δ 7.13 (1H, t, *J* = Hz, H-6), δ 7.134 (1H, d, *J* = 15.2 Hz, H-2), δ 7.40 (1H, d, *J* = 3.6 Hz, H-10), δ 7.47 (1H, d, *J* = 4.8 Hz, H-7), δ 7.65 (1H, d, *J* = 4.0 Hz, H-9), δ 7.98 (1H, d, *J* = 15.2 Hz, H-3).



Scheme 1 Synthesis of heterocyclic chalcones containing halogenated thiophenes

3.0 RESULTS AND DISCUSSION

In this study, six thiophene chalcones (**8-13**) have been successfully synthesized under Claisen-Schmidt condensation by reaction between heterocyclic aldehydes (**5-7**) namely, 5-bromothiophene-2-carbaldehyde, 3-methyl-2-thiophenecarboxaldehyde and 2-thiophenecarboxaldehyde with heterocyclic ketones such as 3-acetyl-2,5-dichlorothiophene (**3**) or 2-acetyl-5-chlorothiophene (**4**) using sodium hydroxide as a base (Scheme 1). The mechanism of reaction involves the production of enolate (**II**) where sodium hydroxide removes the α -proton from 3-acetyl-2,5-dichlorothiophene or from 2-acetyl-5-chlorothiophene in the first step. Nucleophilic attack at the carbonyl carbon of the aldehyde (**III**) by the enolate ion followed by the addition of a proton from a water molecule gave a β -hydroxyketone (**V**). Dehydration to eliminate a water molecule produced the desired heterocyclic chalcone (**VI**) (Scheme 2).



Scheme 2 Reaction mechanism for the synthesis of heterocyclic chalcones

These compounds were characterized by IR, ¹H NMR, ¹³C NMR, 2D NMR and MS. The IR spectrum of chalcone (**9**) showed the carbonyl peak (C=O) at 1640 cm⁻¹. Chalcone (**9**) showed absorption bands corresponding to C-H sp² at 3102 cm⁻¹.

The ¹H NMR spectrum exhibited six signals integrating for eight protons (3 for the thiophene rings, 2 for α,β -unsaturated double bond and 3 for methyl protons). The vinylic proton, H-3 at δ 7.98 (1H, d, *J* = 15.4 Hz) was coupled with H-2 at δ 7.12 (1H, d, *J* = 15.4 Hz) suggested that they are in *trans*-orientation.

The ¹³C NMR and DEPT NMR spectra of chalcone (**9**) (Figure 2) showed the presence of twelve carbons, consisted of five quaternary (C-4, C-5, C-9, C-10, C-11) and deshielded carbon signal at δ 183.0 ppm was assigned to carbonyl group (C=O) at (C-1). The olefinic carbon C-2 and C-3 were observed at 121.4 and 136.2 ppm, respectively. The HMQC spectrum of this compound showed correlation between signal of protons at (H-2, H-3, H-7, H-8, H-12) with signals of carbons at (C-2, C-3, C-7, C-8, C-12), respectively. High resolution mass spectrometry found (HRS-ESI): 302.9468 [M+H]⁺ which matched with the molecular formula, C₁₂H₈Cl₂OS₂ requires, 302.9472

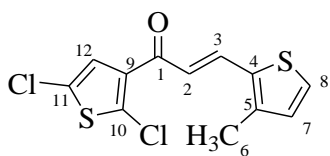


Figure 2 (E)-1-(2,5-Dichlorothiophen-3-yl)-3-(3-methylthiophen-2-yl)-2-propen-1-one (**9**)

4.0 CONCLUSION

The synthesis of 3-acetyl-2,5-dichlorothiophene (**3**) and 2-acetyl-5-chlorothiophene (**4**) were carried out by Friedel-Crafts acylation. The reaction was accomplished by treatment of 2,5-dichlorothiophene (**1**) or 2-chlorothiophene (**2**) with acetyl chloride in the presence of aluminium chloride as a catalyst. Compound (**3**) or (**4**) was used as the starting material and reacted with different heterocyclic aldehydes to form chalcones.

Six chalcones (**8-13**) have been successively synthesized by Claisen-Schmidt condensation reaction in the presence of base, sodium hydroxide as catalyst in low to moderate yield. The structures of synthesized chalcones (**8-13**), 3-acetyl-2,5-dichlorothiophene (**3**) and 2-acetyl-2-chlorothiophene (**4**) have been established using MS, IR, ¹H NMR and ¹³C NMR spectral data.

Acknowledgement

The authors wish to thank the Ministry of Higher Education (MOHE) for funding this research under the Research University Grant (RUP) with vote no 05H95 and Fundamental Research Grant Scheme (FRGS) of vote numbers 4F448.

References

- [1] Rahman, A. U. 2013. *Studies in Natural Products Chemistry*. 1st ed. Kidlington Oxford: Elsevier. 49.
- [2] Silva, W. A., Andrade, C. K. Z., Napolitano, H. B., Vencato, I., Lariucci, C., Castro, M. and Camargo, A. J. 2013. Biological and Structure Activity Evaluation of Chalcone Derivatives Against Bacteria and Fungi. *Journal of the Brazilian Chemical Society*. 24: 133-144.
- [3] Won, S. J., Liu, C. T., Tsao, L. T., Weng, J. R., Ko, H. H., Wang, J. P. and Lin, C. N. 2005. Synthetic Chalcones as Potential Anti-inflammatory and Cancer Chemopreventive Agents. *European Journal of Medicinal Chemistry*. 40: 103-112.
- [4] Vogel, S., Barbic, M., Jurgenlemk, G. and Heilmann, J. 2010. Synthesis, Cytotoxicity, Anti-oxidative and Anti-inflammatory Activity of Chalcones and Influence of A-ring Modifications on the Pharmacological Effect. *European Journal of Medicinal Chemistry*. 45: 2206-2213.
- [5] Kayser, O. and Kiderlen, A. F. 2001. In Vitro Leishmanicidal Activity of Naturally Occurring Chalcones. *Phytotherapy Research*. 15: 148-152.
- [6] Aponte, J. C., Castillo, D., Estevez, Y., Gonzalez, G., Arevalo, J., Hammond, G. B. and Sauvain, M. 2010. In Vitro and in Vivo Anti-Leishmania Activity of Polysubstituted Synthetic

- Chalcones. *Bioorganic and Medicinal Chemistry Letters*. 20: 100-103.
- [7] Mello, T. P., Bitencourt, H., Pedroso, R., Aristides, S. M., Lonardoni, M. C. and Silveira, T.V. 2014. Leishmanicidal activity of synthetic chalcones in Leishmania (Vianna) Braziliensis. *Experimental Parasitology*. 136: 27-34.
- [8] Wu, X., Wilairat, P. and Go, M. L. 2002. Antimalarial Activity of Ferrocenyl Chalcones. *Bioorganic and Medicinal Chemistry Letters*. 12: 2299-2302.
- [9] Tadigoppula, N., Korthikunta, V., Gupta, S., Kancharla, P., Khaliq, T., Soni, A., Srivastava, R. K., Srivastava, K., Puri, S. K. and Raju, K. S. R. 2012. Synthesis and Insight into The Structure Activity Relationships of Chalcones as Antimalarial Agents. *Journal of Medicinal Chemistry*. 56: 31-45.
- [10] Ameta, K., Kumar, B. and Rathore, N. S. 2011. Microwave Induced Improved Synthesis of some Novel Substituted 1,3-Diarypropenones and their Anti-microbial Activity. *Journal of Chemistry*. 8: 665-670.
- [11] Ahmad, M. R., Sastry, V. G. and Bano, N. 2011. Synthesis and Cytotoxic, Anti-oxidant Activity of 1,3-Diphenyl-2-propene-1-one Derivatives. *International Journal of ChemTech Research*. 3: 1462-1469.
- [12] Doan, T. N. and Tran, D. T. 2011. Synthesis, Antioxidant and Antimicrobial Activities of a Novel Series of Chalcones, Pyrazolic Chalcones, and Allylic Chalcones. *Pharmacology and Pharmacy*. 2: 282-288.
- [13] Bandgar, B. P., Gawande, S. S., Bodade, R. G., Totre, J. V. and Khobragade, C. N. 2010. Synthesis and Biological Evaluation of Simple Methoxylated Chalcones as Anticancer, Anti-inflammatory and Antioxidant Agents. *Bioorganic and Medicinal Chemistry*. 18: 1364-1370.
- [14] Syam, S., Abdelwahab, S. I., Al-mamary, M. A. and Mohan, S. 2012. Synthesis of Chalcones with Anticancer Activities. *Molecules*. 17: 6179-6195.
- [15] Wu, J. H., Wang, X. H., Yi, Y. H. and Lee, K. H. 2010. Anti-AIDS Agents 54. A potent Anti-HIV Chalcone and Flavonoids from Genus Desmos. *Molecules*. 10: 2145-2156.
- [16] Cheenpracha, S., Karalai, C., Ponglimanont, C., Subhadhirasakul, S. and Tewtrakul, S. 2006. Anti-HIV-1 Protease Activity of Compounds from Boesenbergia Pandurata. *Bioorganic and Medicinal Chemistry*. 14: 1710-1714.
- [17] Asiri, A. M. and Khan, S. A. 2011. Synthesis and Anti-bacterial Activities of a Bis-Chalcone Derived from Thiophene and its Bis-Cyclized Products. *Molecules*. 16: 523-531.
- [18] Rao, N. S., Kistareddy, C., Bhavani, B. and Bhavani, R. 2013. Synthesis, Antibacterial and Antifungal Activity of some Novel Chalcone Derivatives Derived from Apocynin. *Chemistry Journal*. 3(6): 143-148.
- [19] Kumar, C., Loh, W.-S., Ooi, C. W., Quah, C. K. and Fun, H.-K. 2013. Heteroaryl Chalcones: Design, Synthesis, X-ray Crystal Structures and Biological Evaluation. *Molecules*. 18: 12707-12724.
- [20] Bohm, B. A. 1998. *Introduction to Flavonoids*. 1st ed. London: Harwood Academic Publishers. 243-284.
- [21] Eddarir, S., Cotellet, N., Bakkour, Y. and Rolando, C. 2003. An Efficient Synthesis of Chalcones Based on the Suzuki Reaction. *Tetrahedron Letters*. 44: 5359-5363.
- [22] Juvale, K., Pape, V. F. and Wiese, M. 2012. Investigation of Chalcones and Benzochalcones as Inhibitors of Breast Cancer Resistance Protein. *Bioorganic and Medicinal Chemistry*. 20: 346-355.
- [23] Jayapal, M. and Sreedhar, N. 2010. Anhydrous K₂CO₃ as Catalyst for the Synthesis of Chalcones Under Microwave Irradiation. *Journal of Pharmaceutical Science and Research*. 2: 644-647.
- [24] Li, J. T., Yang, W. Z., Wang, S. X., Li, S. H. and Li, T. 2002. Improved Synthesis of Chalcones Under Ultrasound Irradiation. *Ultrasonics Sonochemistry*. 9: 237-239.
- [25] Zangade, S., Mogle, S., Vibhute, A. and Vibhute, Y. 2011. An Efficient and Operationally Simple Synthesis of some New Chalcones by Using Grinding Technique. *Journal of Chemical Sciences*. 13: 1-6.

- [26] Narender, T. a Papi Reddy, K. 2007. A Simple and Highly Efficient Method for the Synthesis of Chalcones by Using Boron Trifluoride Etherate. *Tetrahedron Letters*. 48: 3177-3180.
- [27] Kaur, N. and Kishore, D. 2013. Application of Chalcones in Heterocycles Synthesis: Synthesis of 2-(isoxazolo, pyrazolo and pyrimido) Substituted Analogues of 1,4-benzodiazepin-5-carboxamides Linked Through an Oxyphenyl Bridge. *Journal of Chemical Sciences*. 125: 555-560.
- [28] Ávila, H. P., Smania, E. D. F. A., Monache, F. D. and Smania Júnior, A. 2008. Structure Activity Relationship of Antibacterial Chalcones. *Bioorganic and Medicinal Chemistry*. 16: 9790-9794.
- [29] Hartough, H. D. and Conley, L. G. 1947. Acylation Studies in the Thiophene and Furan Series. V. Thiophene Carboxylic Acids and Semicarbazones Derived from Acetylthiophenes. *Journal of the American Chemical Society*. 69: 3096-3098.
- [30] Dannhardt, G., Kiefer, W., Krämer, G., Mährlein, S., Nowe, U. and Fiebich, B. 2000. The Pyrrole Moiety as a Template for COX-1/COX-2 Inhibitors. *European Journal of Medicinal Chemistry*. 35: 499-510.
- [31] Al-Maqtari Helmi Mohammed. 2011. Synthesis of Some New 2-Oxo-6-thieno-2-yl-4,6-heteroaromatic-1,2-dihydropyridine-3-carbonitrile Derivatives. Master Thesis. Al al-Bayt University, Jordan.
- [32] Buu-Hoi, Ng. Ph., Xuong, Ng. Dat and Sy, Michel. 1956. Chalcone Derivatives of Thiophene and Their Thiosemicarbaz. *Bulletin de la Societe Chimique de France*. 1: 1646-1650.