



Determinants of Building Information Modeling Adoption: The case of the Malaysian Construction Industry

Hafiz Muhammad Faisal Shehzad* 

* Corresponding Author, School of Computing, University Technology Malaysia, Johor Bahru, Malaysia; Department of Computer Science and IT, University of Sargodha, Sargodha, Pakistan. E-mail: muhammad.faisal@uos.edu.pk

Roliana Ibrahim

School of Computing, University Technology Malaysia, Johor Bahru, Malaysia. E-mail: roliana@utm.my

Khairul Anwar Mohamed Khaidzir

Department of Architecture, Faculty of Built Environment, University Technology Malaysia. E-mail: anwar@utm.my

Fahad Maqbool

Department of Computer Science and IT, University of Sargodha, Sargodha, Pakistan. E-mail: fahad.maqbool@uos.edu.pk

Muhammad Jauharul Fuady

School of Computing, University Technology Malaysia, Johor Bahru, Malaysia; Faculty of Engineering, Universitas Negeri Malang, Indonesia. E-mail: jauharul@um.ac.id

Muhammad Ilyas

Department of Computer Science and IT, University of Sargodha, Sargodha, Pakistan. E-mail: muhammad.ilyas@uos.edu.pk

Ahmad Fadhil Bin Yusof

School of Computing, University Technology Malaysia, Johor Bahru, Malaysia. E-mail: ahmadfadhil@utm.my

Abstract

The Architecture, Engineering, and Construction (AEC) industry rely heavily on Building Information Modeling (BIM). BIM is the collection of Information and Communication Technologies (ICT), interacting policies, and procedures. BIM is a tool for managing digital project data during the life cycle of a building. Despite the many benefits and features of BIM, the Malaysian construction industry's proliferation is confronted with adoption issues. Therefore, this research study intends to find the effect of BIM adoption factors in Malaysian AEC. Quantitative data collection from construction firms is gathered. The proposed model's theoretical foundations are based on Technology, Organization Environment framework. The model is tested and validated with the Smart PLS tool. The study's findings indicate that Perceived benefits, Organizational Capabilities, and Trialability are drivers of BIM adoption. Perceived cost and Insecurity are the barriers to BIM adoption. Perceived ease of use and compatibility does not affect BIM adoption. Finally, this study performs Importance Performance Map Analysis to provide recommendations to AEC stakeholders to address the BIM adoption issues for enhancing its diffusion in Malaysia.

Keywords: Building Information Modeling (BIM), Influencing factors, BIM adoption Model, Technology Acceptance, BIM Adoption.

DOI: <https://orcid.org/10.22059/jitm.2022.84885>

Manuscript Type: Research Paper

University of Tehran, Faculty of Management

Received February 25, 2021

Accepted July 23, 2021

Introduction

The construction sector's key challenges are automation, digitization, mimetic pressure, and greater capital value (Akdogan, 2020; Mohammad et al., 2019; Shehzad et al., 2021). A competitive advantage is achieved through collective project execution and information processing (Fan et al., 2019; Muhammad et al., 2020). Building Information Modeling (BIM) is used for design preparation, 3D modeling, simulation, risk assessment, environmental analysis, site control, project control, identification, and collision detection (Bosch-Sijtsema et al., 2019; Shehzad et al., 2019). BIM uses a shared digital representation of a built environment data to facilitate the whole construction activity. It helps model designing, scheduling, estimation, construction, and delivery of the project (Ismail, Adnan, & Bakhary, 2019; Moreno, Olbina, & Issa, 2019). It develops a method for handling project data in digital format during the life cycle (Prashant, Somesh, & Sree, 2016). BIM is a series of integrated strategies, processes, and information and communication technologies. It assists with construction tasks during the project's life cycle and incorporates data from all project teams (Shehzad et al., 2021; Walasek & Barszcz, 2017). BIM is used in construction planning, 3D modeling, visualization, cost estimation, fabrication, forensic analysis, collision detection,

project management, and facilities management. The primary capability of BIM provides collaboration and information integration between all the construction project stakeholders (ISO, 2016). The successful BIM implementation enhances the stakeholder's capabilities for managing and planning construction activities (Grilo & Jardim-Goncalves, 2010). The Malaysian AEC industry is a significant contributor to the national economy with an investment of RM 36.3 billion. The government sector share is 45.3 % and private sectors invested 54.7 % (MPCM, 2016). The increase in investment is recorded due to the efforts of the Government to promote the construction industry. Despite this large investment, the construction industry productivity is recorded as very low and the survey indicated that low productivity is due to a lack of digitalization adoption in construction industries (Mahamadu, Mahdjoubi, & Booth, 2014). According to a current report by the Construction Industry Development Board (CIDB), the significant awareness level of BIM is recorded in the construction industry and 84% of firms have the intention to adopt BIM (CIDB, 2017; Date, Gangwar, & Raoot, 2014; Shehzad et al., 2020).

The research study aims to find the influencing factors on BIM adoption in the Malaysian construction industry. This study combined determinants from technology adoption studies to form the basis of research. These factors are then categorized based on Technology, Organization, Environment framework. The study's first contribution is to examine the factors by collecting empirical data from the AEC industry to analyze the BIM adoption phenomena in Malaysian construction organizations. The second objective of this study is to propose the BIM adoption model for the Malaysian AEC industry. Finally, this study uses statistical validation with the help of a Smart PLS tool using partial least square to confirm the structural model and measure model and the relationship among factors.

1. This study is organized as follows: Literature Review section discusses the related works and existing studies. The proposed model is discussed in the methodology section. The findings and analysis section provides the results of the study. The discussion on results is provided in the discussion section. Finally, the conclusion and the overall summary of this research study are presented.

Literature Review

This section reviews and analyze the existing research on BIM adoption. BIM has revolutionized the construction industry practices by providing multi-dimension modeling (Al-Hammadi & Tian, 2020; Ljevo et al., 2019). Similarly, from a technology adoption perspective, studies include assessing motivations for adopting BIM (Liu et al. 2019), understanding intention to use BIM (Liu, Issa, and Olbina 2019), affecting BIM adoption. Other studies discuss BIM diffusion, BIM awareness in developing countries, and the level of BIM adoption (Enegbuma et al., 2016; Enegbuma, Dodo, & Ali, 2014; Matarneh & Hamed, 2013; Takim, Harris, & Nawawi, 2013). Similarly, the studies investigate external environmental factors that affect BIM diffusion using institutional theory (Ghaffarianhoseini

et al., 2017; Juan, Lai, & Shih, 2017). It categorized the factors into coercive pressure, normative pressure, and mimetic pressure. Similarly, a conceptual model of factors proposed examines BIM adoption (Ljevo et al., 2019). Another study categorizes factors into external environment characteristics, innovation characteristics, and internal environment characteristics (Ahmed & Kassem, 2018; Cemesova, Hopfe, & Mcleod, 2015). A study on BIM conceptual construct clarifies the stages of BIM adoption as diffusion stage, implementation stage, and readiness stage and assesses macro-level BIM adoption (Succar & Kassem, 2015, 2016). Similarly, BIM inhibitors are categorized as management dimension, personnel dimension, cost dimension, legal dimension, and technology dimension (Ahmed, 2018).

Other benefits of BIM include improved coordination and communication (Hatem, 2018), improved work quality, reduced rework, cost reduction, timely identification of errors, market accessibility (Ali et al., 2020; Jongsung & Ghang, 2013), competitive advantage, better risk management, and improved decision making. Additionally, it supports the facility managers in health and labor management. Construction practitioners view BIM as a technology and a method only. The high cost of adoption and insecurity of return on BIM investment is the reason for the hesitation to participate in BIM implementations (Aryani et al., 2016). Numerous factors that influence BIM adoption include willingness to adopt BIM (Juan et al., 2017) and internal and external factors (Hanafi et al., 2016; Latiffi, Brahim, & Fathi, 2017). Other factors include cultural differences (Herr & Fischer, 2018), legal issue (Latiffi et al., 2017), trialability and BIM quality (Ngowtanasawan, 2017), cost of implementation (Ghaffarianhoseini et al., 2017; Sinoh, Othman, & Ibrahim, 2018), normative pressure (Bosch-Sijtsema et al., 2017), lack of infrastructure, resistance to change, incapable BIM professionals, limited government initiatives (Ahuja et al., 2018; Mustafa, Salleh, & Ariffin, 2017), lack awareness, and lack of industry readiness (Glanville, 2013; Latiffi et al., 2016).

BIM was introduced in Malaysia in 2007 (Enegbuma et al., 2014; Latiffi et al., 2013; Mohammad et al., 2019). The fourth industrial revolution has presented many challenges for the Malaysian government that require digitalization and industry transformation (MITI, 2018). Understanding the BIM adoption challenges in the Malaysian Construction Industry is a prerequisite to predicting the BIM adoption process. Identifying these challenges provides strategies to tackle the issue with BIM adoption. Hence, there is a need to identify the construction industry's adoption challenges (CIDB, 2017). Despite the various BIM benefits, its adoption in Malaysia is recorded low (CIDB, 2017). Also, the barriers and factors of BIM adoption got limited attention in existing studies.

Therefore, the contribution of the study is to find factors that affect BIM adoption in Malaysian AEC. Based on technology adoption literature, factors are identified and tested. The BIM adoption model for the Malaysian AEC industry is proposed. This study will help AEC organizations and practitioners to address factors identified, to assess and promote BIM adoption in Malaysia.

Methodology

Technology adoption is the acceptance and use of new technology. Researchers use technology acceptance theories such as the Technology Acceptance Model and Diffusion of Innovation to examine the technology adoption process. The theory of planned behavior declares that a person's intention to do any act is based on individual attitude toward that action and perceived behavioral control and subjective norms (Enegbuma et al., 2016). Perceived behavioral control plays its role as a proxy to demonstrate the difficulty or easiness of doing a particular behavior. Technology Acceptance Model suggested by Davis (1989) and is the most widely used acceptance model.

It explains the role of attitude, intention, behavior in accepting or rejecting technologies. According to this model, external variables influence Perceived Ease of Use and Perceived Usefulness and attitude. Attitude influences behavioral intention. Behavioral intention influences actual use. UTAUT combines eight theories, including TAM, TRA, Combined TAM, and DOI, to predict behavioral intentions to use technology. It is also a widely used theory as it contains elements from other theories also. However, it has some limitations and is revised (Grilo & Jardim-Goncalves, 2010). UTAUT consists of seven elements: facilitating conditions, social influence, performance expectancy, effort expectancy, behavioral intention, and use behavior. The Diffusion of innovation theory is proposed by Reuters (2018). This theory is based on the belief that innovation diffusion determinants are innovation attributes. There are five Innovation attributes in DOI, including observability, complexity, compatibility, trialability, and perceived benefits.

The theory of reasoned action is developed by Lee, Sacks, & Eastman (2006) is a social science theory and is applied in many areas. The theory is used to find relationships of attitude and behavior concerning human action. It measures how an individual behaves with existing behavioral intention and attitude. The constructs of this theory are the attitude toward the act of behavior and subject norm. Attitude and behavior influence behavioral intentions, and behavioral intentions influence actual behavior. The information system success model is developed to assess the failure or success of enterprise information systems (Simonen & McCann, 2008; Smith and Edgar, 2008). Institutional theory is developed by Scott (2004), and it focuses on the role of the institutional environment in shaping behavioral changes and obtaining social legitimacy.

The main construct of this theory is isomorphism. Three types of isomorphic pressure are coercive, mimetic, and normative. Coercive isomorphism is the study of changes due to pressure from an external organization. Mimetic isomorphism focuses on imitating one organization's organizational structure in the hopes of reaping the same benefits as other organizations. The pressure from regulatory bodies and practitioners involved in licensing and certifications is known as normative isomorphism.

Technology Organization Environment Framework

The enterprise level's innovation process can be better described with the Technology Organization Environment Framework (TOE). It is developed by Baker (2012). The frameworks divide characteristics into three dimensions. First is the Technology dimension, second is organizational, and third is the environment. The technology dimension represents internal and external technologies, availability of technology, and technical characteristics. The environmental context consists of industry characteristics, the role of government, competition, and environment structure. In organizational context size, formal, informal structures, processes, and practices are included. The theoretical foundations of this study are based on TOE. The first reason to use TOE is the BIM, highly revolutionary nature with advanced processes that require critical evaluation before adoption. Secondly, BIM is a community-oriented innovation that provides coordination and interfaces for collaboration among the construction industry stakeholders.

Model development

For selecting variables for this study, a list of all the variables from the existing studies is created and the frequency and weight for each variable are calculated. From the list of variables, the top ten variables are selected for this study. This method of variable selection is in line with existing studies (Jeyaraj et al. 2006; Lemsys, 2017). The factors are (1) Mimetic pressure (2) Insecurity (3) Coercive support (4) Perceived cost (5) Organizational capabilities (6) Perceived benefits (7) Compatibility (8) Perceived ease of use (9) Trialability (10) Government support as shown in Figure 1. The definitions and measure items of each factor are shown in Table 1 and Table 2.

Instrument development and data collection

Three academicians with BIM experience from a Malaysian public university were consulted to ensure the instrument's validity, and the instrument was revised based on their input. The data is gathered from AEC firms in Malaysia's Kuala Lumpur and Selangor. The companies' contact information is obtained from the Construction Industry Development Board (CIDB) and the myBIM portal. Websites include a directory of registered AEC practitioners as well as contact information. The questioners were posted to Google Forms, and all participants were given a link to access the form. For this analysis, a total of 505 valid responses were analyzed. This research uses ten constructs from theories and frameworks to suggest a theoretical model for BIM adoption.

The following hypothesis is developed for this study:

H1: Perceived ease of use has a positive relationship with BIM adoption.

H2: Perceived benefits of BIM technology are positively related to its adoption.

H3: Trialability of BIM has a positive effect on BIM adoption

H4: Compatibility of BIM with existing applications and practices is positively related to BIM adoption.

H5: Mimetic pressure will have a positive relationship with BIM adoption.

H6: Government support will have a positive relationship with BIM adoption.

H7: Coercive support positively influences BIM adoption.

H8: Organizational capabilities are positively related to BIM adoption.

H9: Insecurity is negatively associated with BIM adoption.

H10: Perceived cost is negatively related to BIM adoption.

Table 1. Factors and Definitions

Variable	Definition
Perceived benefits	The extent to which an innovation is thought to be advantageous to an organization's success (Rogers, 2003)
Compatibility	The extent to which an idea is considered to be compatible with potential adopters' current beliefs, past experiences, and needs (Grilo & Jardim-Goncalves, 2010)
Perceived ease of use	The extent to which an innovation is thought to be simpler to understand and use (Acquah, Eyiah, & Oteng, 2018)
Mimetic pressure	Mimetic pressure is described as its impact on a company's incentives to develop new products and processes (Cao, Li, & Wang, 2014; Gallaher et al., 2004)
Government support	Government assistance may have a positive or negative impact on innovation. If governments enforce new regulations on businesses, they are effectively forced to innovate (Karam et al., 2018; Wong, Ge, & He, 2018; Zhu et al., 2018)
Coercive Support	The formal and informal limitations imposed on an organization's systems and activities by government regulations or business standards influencing what an organization can and cannot do is coercive support (Muller et al., 2017)
Triability	The extent to which an invention can be tried out on a small scale (Rogers, 2003)
Organizational Capabilities	Refers to an organization's willingness to adopt and use emerging technology to achieve work-related objectives (Arayici et al., 2018)
Perceived cost	Perceived cost refers to the cost of applications, training cost, upfront implementation cost" (Tommasi & Achille, 2017)
Insecurity	"Insecurity is the doubt in the mind of technology adopters and uncertainty about promises and delivery of the technology innovation to meet organizational automation requirement" (Fuchs, 2005)

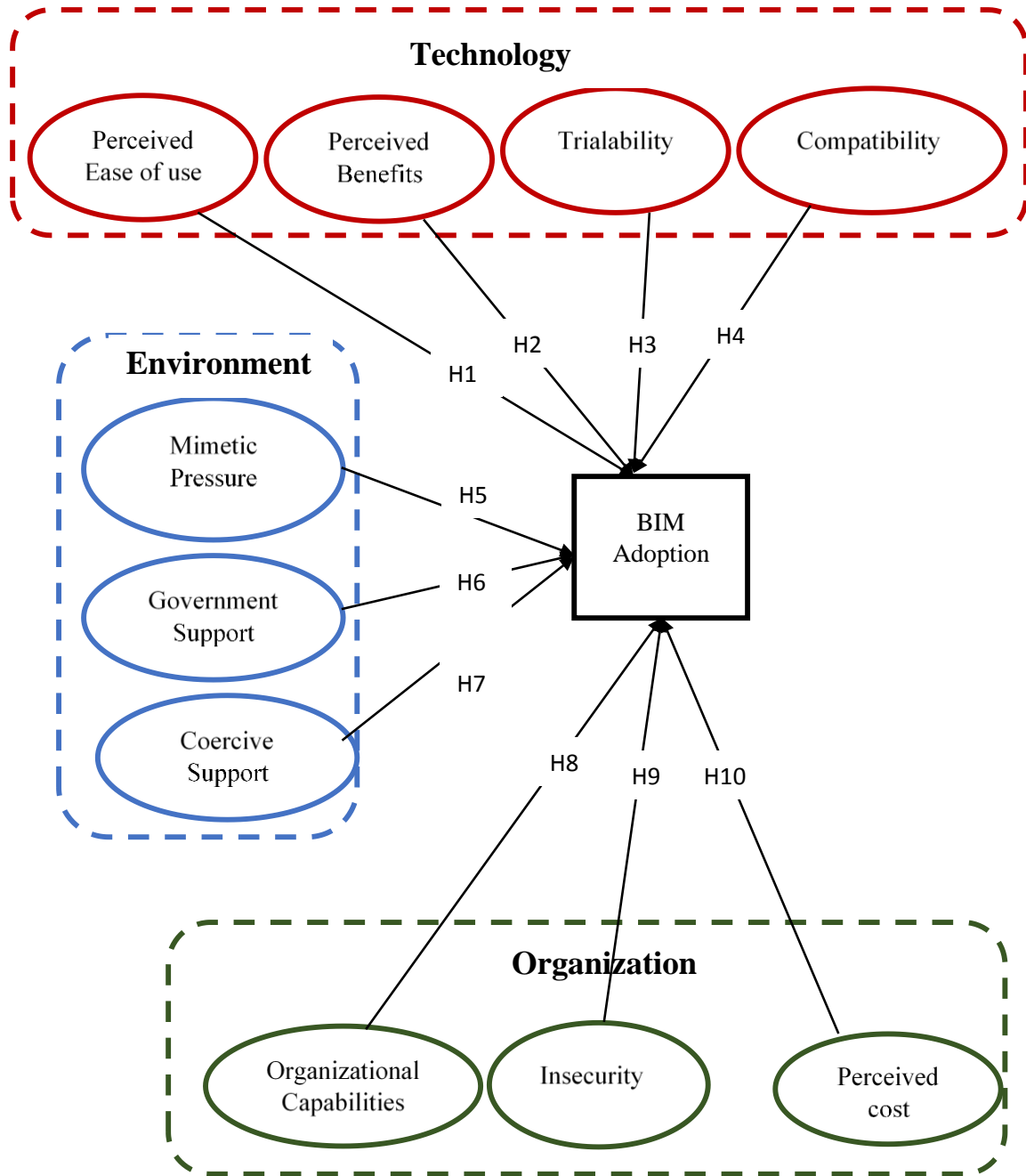


Figure 1. The Proposed BIM Adoption Model

Table 2. Factor Measurements

Variable	Measurement	Source
Perceived benefits	This construct's measurement items include reduced construction cost, improved quality of work, and effectiveness on the job.	(Bynum, Issa, & Olbina, 2013; Desbien, 2017; Matějka et al., 2016)
Compatibility	The measurement items for this construct include BIM consistency with existing practices, beliefs, and values.	(Costa & Madrazo, 2015; Lee, Eastman, & (Pauwels, Lee, 2015) Zhang, & Lee, 2017)
Perceived ease of use	It is measured in terms of ease of understanding BIM models, shorter time to learn BIM, Simple implementation process.	(Costa & Madrazo, 2015; Karam et al., 2018; Lee & Yu, 2015; Pauwels et al., 2017)
Mimetic pressure	This construct's measurement items include the pressure from competing organizations, peer projects, and a good reputation by industry contestants.	(Hu, 2016; Luo & Chen, 2017; Poirier, Staub-French, & Forgues, 2015; Venugopal, Eastman, & Teizer, 2015)
Government support	The items to measure include BIM mandated by the government and its role in the promotion of technology.	(Grilo & Jardim-Goncalves, 2010; Liu, Zhang, & Zhang, 2016; Figueiredo et al., 2015)
Coercive Support	The measurement items include support from professional bodies, government, and industry associations	(Pishdad-Bozorgi, Gao, Eastman, & Self, 2018; Staden & Mbale, 2012)
Trialability	The measurement items include availability to satisfactorily evaluate BIM functionalities, free trial version applications, and software available for enough to verify its capabilities.	(Ahuja et al., 2018; Kim, Park, & Chin, 2016)
Organizational capabilities	The measurement items include the availability of resources, skilled persons, and BIM awareness.	(Clark & Jones, 1999; Poirier, Forgues, & Staub-French, 2014)
Perceived cost	The measurement items include the upfront cost, maintenance cost, and training cost.	(Howell et al., 2016; Niknam & Karshenas, 2015, 2017; Pauwels et al., 2017; Törmä, 2013; Yang & Zhang, 2006)
Insecurity	The measurement items for this construct include insecurity in data and risk of an investment, security and privacy issues	(Jin et al., 2017; Mahamadu, Mahdjoubi, & Booth, 2013; McArthur, 2015)

Findings and Analysis

Demographic Analysis

According to the data analysis, 36 percent of respondents are architects, which is the highest response rate for BIM adoption. Engineers, with a 33.3 percent response rate, are the second-highest group of respondents. Quantity surveyors recode the next 12.5 percent of participants. Consultants make up 5.9% of the workforce, while contractors make up 7.7%. Finally, the client's least active involvement is recorded. In terms of respondents' experience, 55.6 percent have less than five years of experience. 18.6% of those surveyed have 6-10 years of experience. Finally, as seen in Figure 2 and Figure 3, the most experienced respondents account for 0.8 percent of the respondents.

Measurement Model

Convergent validity, discriminant validity, and scale reliability are evaluated as part of the measurement model study. Cronbach alfa and Composite Reliability (CR) are used to assess reliability. Table 3 and Table 4 show that CR and Alfa are greater than 0.70, as expected by the literature. Average Variance Extracted (AVE) is used to determine convergent validity, and the optimal threshold of 0.50 is met (Hair et al. 2016). The results of the study indicate that the measurement model meets the reliability threshold and discriminant validity.

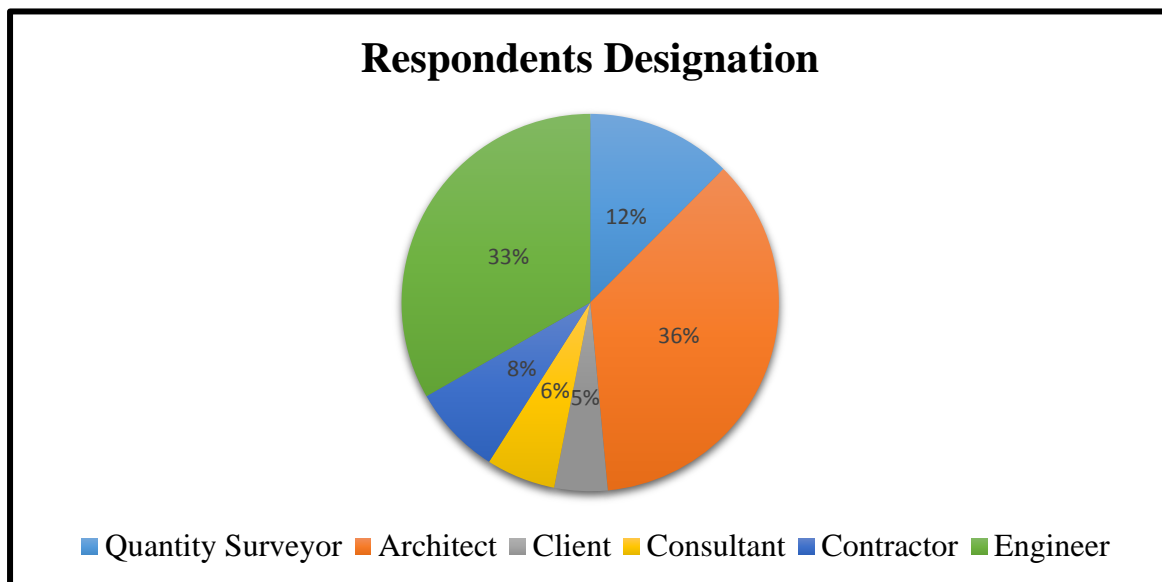


Figure 2. Respondent's designation analysis

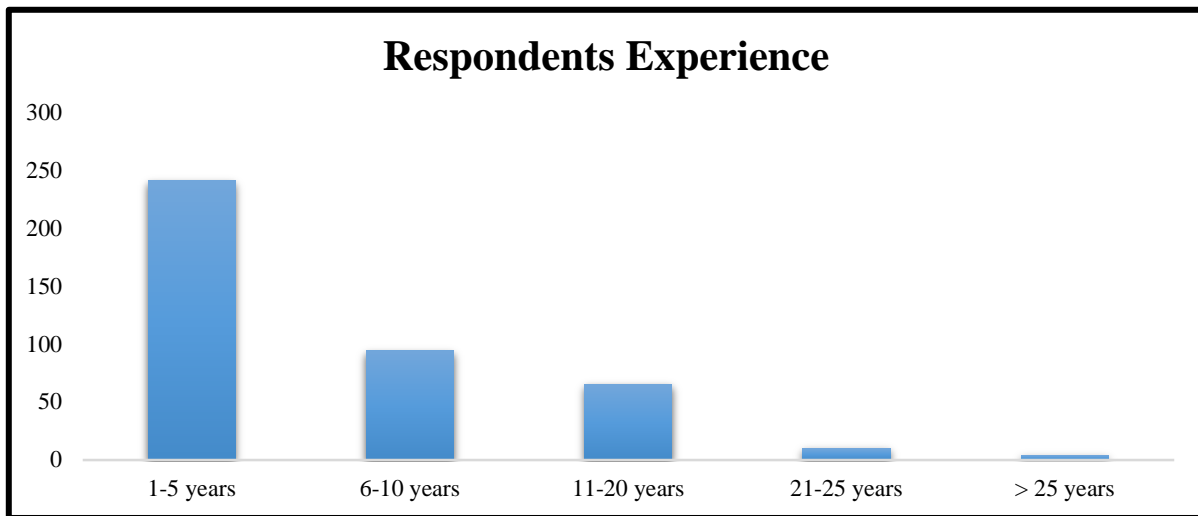


Figure 3. Respondent's experience analysis

Table 3. Construct Reliability and Validity

Construct	CA	CR	AVE
BIM Adoption	0.7110	0.8388	0.6348
Coercive Support	0.8678	0.9038	0.6534
Compatability	0.7328	0.8257	0.5435
Perceived cost	0.7624	0.8065	0.5165
Government support	0.8299	0.8901	0.7311
Insecurity	0.6639	0.8171	0.5985
Mimatic Pressure	0.7515	0.8365	0.5618
Organizational Capabilities	0.8243	0.8955	0.7413
Perceived benefits	0.7354	0.8484	0.6513
Perceived Ease of use	0.8443	0.8952	0.6818

Table 4. Construct Convergent Validity

Factor	Cross loadings	Factor	Cross loadings
BIM Adoption	0.7704	Organizational Capabilities	0.7984
	0.7747		0.898
	0.8428		0.8830
Compatibility	0.7686	Perceived benefits	0.8357
	0.6411		0.7684
	0.7810		0.8154
	0.7500	0.7744	
Perceived ease of use	0.7578	Coercive support	0.8659
	0.8879		0.8209
	0.8502		0.8303
	0.8010	0.7865	
Mimetic pressure	0.7881	Triability	0.7990
	0.7858		0.7908
	0.7102		0.774611
	0.7100		
Perceived cost	0.6177	Insecurity	0.9213
	0.5221		0.9304
Government Support	0.7446		0.8785
	0.8766		
	0.7583		
	0.9217		

Hypothesis Testing

The hypothesis testing results of T-values and P-values are presented in Figure 4. Regarding the hypothesis, this study found the perceived ease of use has no influence on BIM adoption hence rejecting (H1). Similarly, the perceived benefits of BIM are a significant driving factor for BIM adoption. Therefore (H2) is supported. Trialability is found to have a positive influence and hence supporting (H3). Besides, the insignificant path of compatibility shows no effect on BIM adoption rejecting (H4).

Regarding Organizational factors, the insignificant path of Mimetic pressure shows no effect on the BIM adoption rejecting (H5). Government support significantly influences BIM adoption hence supporting (H6). The impact of coercive support is found significant supporting (H7). Organizational capabilities are found substantial supporting (H8). Insecurity is negatively associated with BIM adoption, hence supporting (H9). The perceived cost was found to impact the BIM adoption negatively, indicating that BIM cost is an inhibitor of adoption, supporting the hypothesis (H10). The hypothesized model is shown in Figure 4.

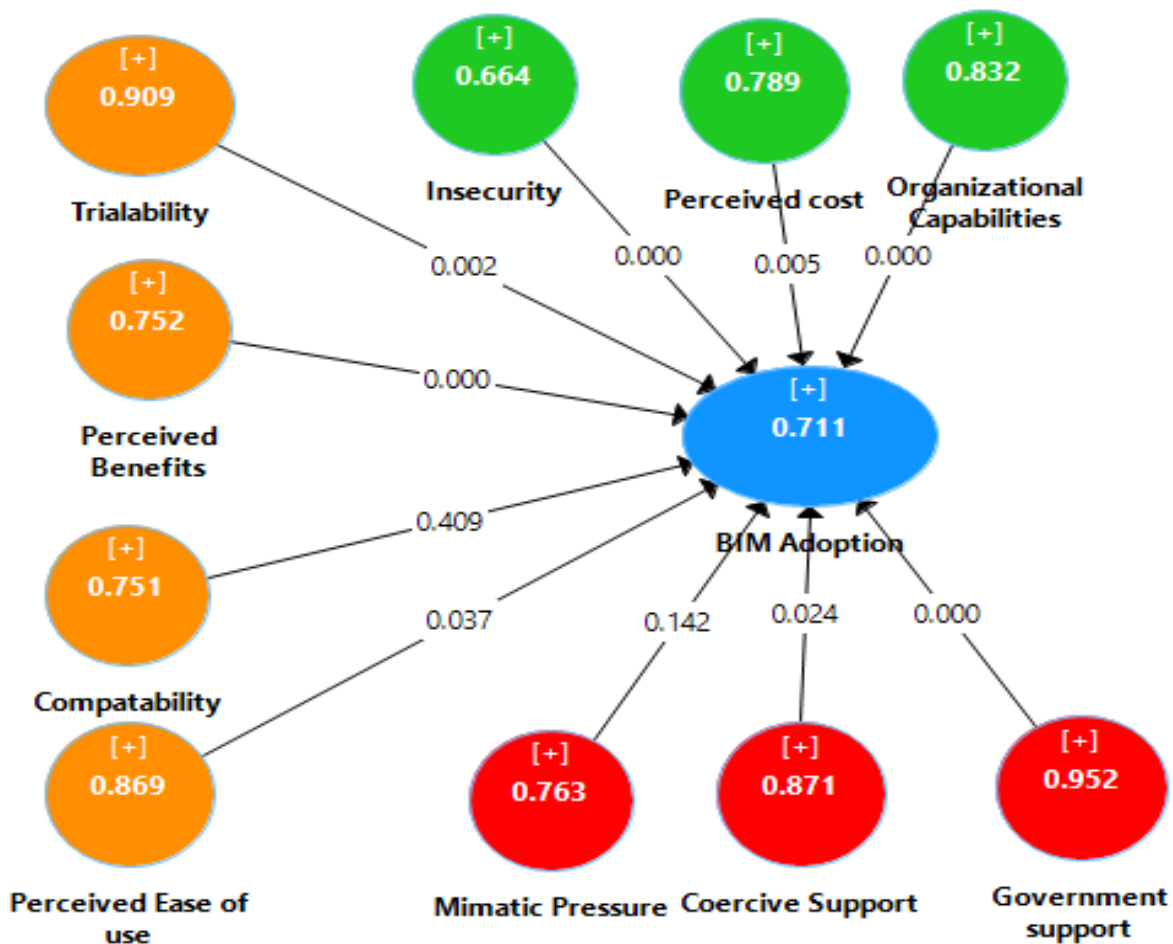


Figure 4. Hypothesized BIM Adoption Model

Discussion

This study found that the perceived benefits and trialability of BIM are the influencing factors on BIM adoption in Malaysian AEC. The AEC stakeholders consider BIM as a beneficial technology that helps manage business operations and construction activities. This finding is consistent with existing studies (Jiang et al., 2017; Khurshid et al., 2020). Furthermore, surprisingly, compatibility does not affect the BIM adoption like (Azhar, Hein & Sketo, 2011) also found insignificant in their studies. This finding suggests that compatibility has no contribution to BIM adoption. Malaysian AEC may consider it incompatible with their existing work procedure and practices. The analysis results show that organizational capabilities are an essential indicator of BIM adoption. Organizations with sufficient IT infrastructure to implement BIM and available internal expertise to use BIM are more likely to adopt BIM. Another advantage of organizations' internal competency is to try the software before actual implementation, boost confidence in the adoption decision. These findings are consistent with existing studies (Chien, Wu, & Huang, 2014; Khurshid, et al., 2020). The perceived cost is the cost of BIM adoption, ongoing cost, and implementation cost. This study found a negative association between cost and BIM adoption.

Similarly, insecurity is negatively associated with BIM adoption. Construction stakeholders are reluctant in BIM investment due to the prevailing uncertainty about return on investment (Ahmad Latiffi et al., 2017) and lack of data ownership (Wang & Chien, 2011). There is a need for copyright and legal laws (Ahmed et al., 2021; Gao, Li, & Tan, 2013; Juan et al., 2017; Rodgers et al., 2015; Takim et al., 2013). Based on the discussion, insecurity is the dominant factor affecting BIM adoption. This finding is consistent with the existing study (Chong, 2015).

It seems as there is no pressure from competing organizations, as found in the analysis. The other possibility is that AEC stakeholders are waiting for specific gains and benefits from early BIM adopters before adopting BIM in their organizations. This finding is consistent with previous literature (Manderson, Jefferies, & Brewer, 2015). This study found the coercive support driving factors towards BIM adoption. These findings are consistent with the existing study (Chien et al., 2014), indicating that BIM is demanded and supported by regulatory bodies. Additionally, complexity is negatively associated with BIM adoption represents a significant barrier. The technology that is easier to use and manage is more likely widely adopted.

Similarly, learning time for a complex technology is relatively long, hence inhibits technology adoption. The Malaysian AEC considers BIM complex to use and learn. This finding is supported by an exiting study (Ahuja et al., 2016). Government support has been found as another driver for BIM adoption in Malaysia. This finding is consistent with existing studies (Awan et al., 2021; Waziri, 2016).

Recommendation Guidelines for BIM adoption

The Importance Performance Map Analysis (IPMA) is the criterion for assessing the structural model. IPMA's prime objective is to determine which construct is relatively crucial for the target construct (Hair, 2009). By extracting the fundamental relationship between constructs, estimating indirect effect, and direct effect, the basic PLS-SEM analysis highlights the construct's importance (Garson, 2016). It is helpful to recognize areas for future improvements in the constructs that are of high significance but currently performs poorly (Kim et al., 2018). However, attention must be given to relatively high-value constructs to boost the dependent latent variable's performance level in the future (Garson, 2016). IPMA adds another dimension to the research, expanding the traditional PLS-SEM findings of path coefficient estimates (Hair et al., 2013). The IPMA test was performed in SmartPLS, and the IPMA graph is shown in Figure 5. Three factors, namely, Perceived benefits, government support, and organizational capabilities, have high importance for BIM adoption. Organizational capabilities have the highest importance value in the model. The total effect of organizational capabilities is 0.48, and performance values are 62.94.

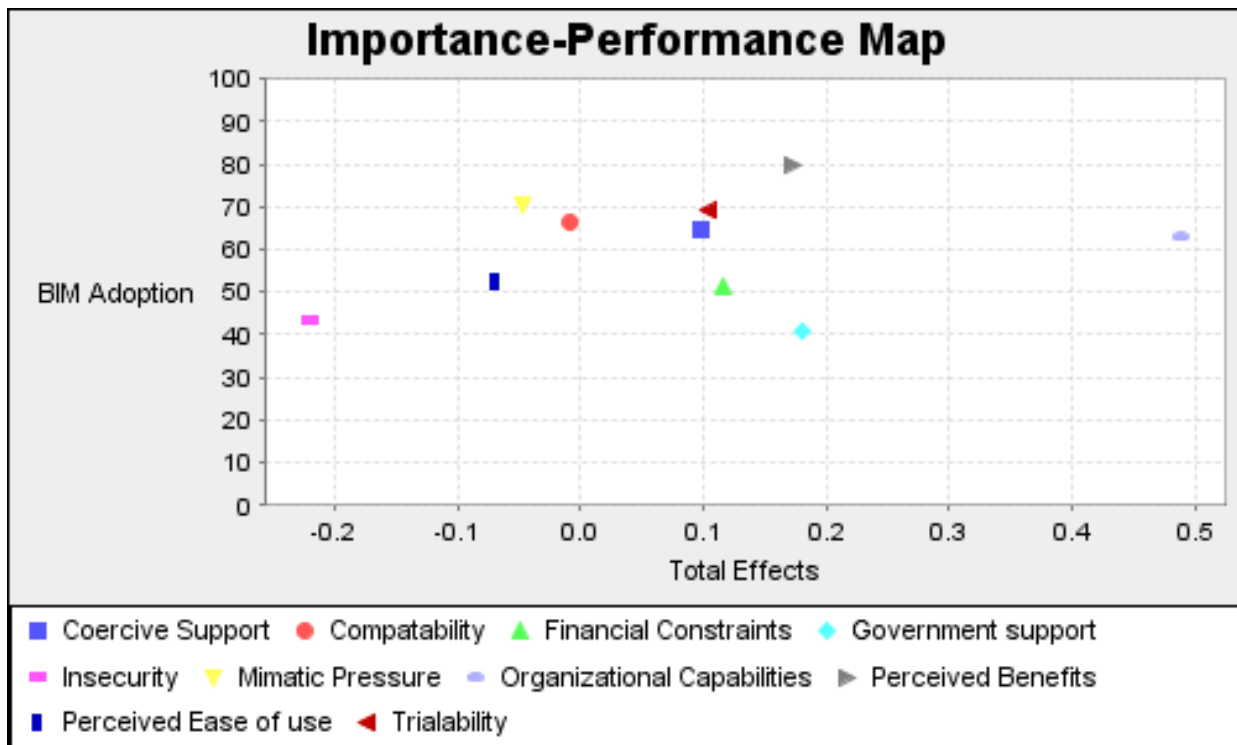


Figure 0. Graphical representation of IPMA

Besides, perceived benefits and government support have the second-highest importance, with a total impact of 0.17 and a performance value of 79.9 and 70.75. On the other hand, cost constraints, trialability, and coercive support were performed at the comparable level with a total effect of 0.12, 0.14, and 0.16, respectively. Despite their high performance, the

remaining constructs had a total minor impact. Therefore, the three factors, namely, Perceived benefits, Government Support, and Organizational capabilities, have high importance for BIM adoption. Furthermore, considering these constructs for BIM adoption will increase the degree of adoption intensity.

Technology factors: Perceived benefits were the most influential factor in Malaysian AEC's adoption of BIM. BIM is regarded as a valuable technology by AEC stakeholders because it assists in managing business operations and construction activities. It is suggested that BIM developer companies boost BIM software features to fulfill all AEC stakeholders' needs. Furthermore, complexity is negatively correlated with BIM adoption and is a significant roadblock. The easier it is to use and handle, the more broadly it will be embraced. It is recommended that BIM developer companies reduce BIM applications' sophistication to make them more user-friendly and easier to understand and apply. Trialability provides the opportunity to investigate the BIM benefits without the risk of investing capital and provision of trialability by the application developers to help the stakeholders judge the applicability of the application for their firms and reduce the uncertainty level and promote BIM adoption.

Organizational factors: Organizational capabilities are a significant predictor of BIM adoption, according to the study's findings. BIM adoption is more likely in organizations that have adequate IT infrastructure and internal experience to incorporate BIM. Another benefit of an organization's internal competency is that it can test the software before implementing it, giving them confidence in their decision. As a result, AEC companies should invest in BIM training to develop their employees' skills. It's also a good idea to set aside money in your budget to buy and introduce new BIM goods. The most significant financial obstacle to BIM adoption is the expense of initial hardware, software setup, maintenance, and training. Small profit margins combined with a limited budget significantly impact an organization's technical innovation adoption. Small businesses, on the other hand, are more affected by financial difficulties than large corporations. Any new technology necessitates team training, and BIM is no exception. The cost of BIM technology training is exceptionally high. As a result, BIM production companies are urged to lower the cost of BIM software to be affordable to small and medium businesses. To help many potential users, BIM companies can also provide BIM training at a fair cost.

Environmental Factors: Government support has been found as another driver for BIM adoption in Malaysia. The government should also provide tax rebates, subsidies, or other government incentives for technology adoption. The government is currently moving slowly in developing its legislation to meet new trends in the building industry. Most government bodies, including Malaysia, are still following the traditional project approval methods by submitting 2D drawings, which hinders the applicability of BIM in construction procurement and contracts. The AEC stakeholders are waiting for specific gains and benefits from early BIM adopters before adopting BIM in their organizations. Technology leaders should play a role in BIM adoption.

Conclusion

Eventually, the research aims to evaluate the impact of various factors on BIM adoption in Malaysian AEC. After that, the variables are classified using the Technology, Organization, and Environment framework. This study presents the Malaysian AEC industry's BIM adoption model, which is validated through data collection and statistical analysis. Because of its applicability in the AEC and related disciplines, BIM is a fascinating area of research. While this study offers a detailed look at the factors affecting BIM adoption in Malaysia, it is not without shortcomings. The first limitation is the participant selection process, as only two major Malaysian cities are considered for data collection. Future research should have a broad sample size that includes people from different parts of Malaysia, such as east Malaysia. The use of a single technology adoption theory is the second. Future research can incorporate variables from other models and perspectives to get a fuller picture of the adoption phenomenon. Future research should consider using moderators in conjunction with current technology acceptance models to examine BIM adoption thoroughly. Future research should look into the impact of interoperability factors on BIM adoption. This paper will assist technology adoption researchers in conducting additional research in the BIM adoption domain. This research will also assist AEC organizations and practitioners in addressing the established factors and assess and encourage BIM adoption in Malaysia.

Conflict of interest

The authors declare no potential conflict of interest regarding the publication of this work. In addition, the ethical issues including plagiarism, informed consent, misconduct, data fabrication and, or falsification, double publication and, or submission, and redundancy have been completely witnessed by the authors.

Funding

The author(s) received no financial support for the research, authorship, and/or publication of this article.

References

- Acquah, R., Eyiah, A. K., & Oteng, D. (2018). Acceptance of building information modelling: A survey of professionals in the construction industry in Ghana. *Journal of Information Technology in Construction*, 23(April), 75–91.
- Ahmed, A. L., & Kassem, M. (2018). A unified BIM adoption taxonomy: Conceptual development, empirical validation and application. *Automation in Construction*, 96(September), 103–127. <https://doi.org/10.1016/j.autcon.2018.08.017>
- Ahmed, H. M., Awan, M. J., Khan, N. S., Yasin, A., & Shehzad, H. M. F. (2021). Sentiment Analysis of Online Food Reviews using Big Data Analytics. *Ilkogretim Online*, 20(2), 827–836. <https://doi.org/10.17051/ilkonline.2021.02.93>
- Ahmed, S. (2018). Barriers to Implementation of Building Information Modeling (BIM) to the Construction Industry: A Review. *Journal of Civil Engineering and Construction*, 7(2), 107. <https://doi.org/10.32732/jceec.2018.7.2.107>
- Ahuja, R., Jain, M., Sawhney, A., & Arif, M. (2016). Adoption of BIM by architectural firms in India: technology–organization–environment perspective. *Architectural Engineering and Design Management*, 12(4), 311–330. <https://doi.org/10.1080/17452007.2016.1186589>
- Ahuja, R., Sawhney, A., Jain, M., Arif, M., & Rakshit, S. (2018a). Factors influencing BIM adoption in emerging markets – the case of India. *International Journal of Construction Management*, 3599, 1–12. <https://doi.org/10.1080/15623599.2018.1462445>
- Ahuja, R., Sawhney, A., Jain, M., Arif, M., & Rakshit, S. (2018b). Factors influencing BIM adoption in emerging markets – the case of India. *International Journal of Construction Management*, pp. 1–12. <https://doi.org/10.1080/15623599.2018.1462445>
- Akdogan, M. (2020). Trends of Building Information Modeling Adoption in the Turkish AEC Industry. *Advances in Building Information Modeling: First Eurasian BIM Forum, EBF 2019, Istanbul, Turkey, May 31, 2019, Revised Selected Papers*, 1188, 3.
- Al-Hammadi, M. A., & Tian, W. (2020). Challenges and Barriers of Building Information Modeling Adoption in the Saudi Arabian Construction Industry. *The Open Construction & Building Technology Journal*, 14(1).
- Ali, J., Shafie, M., Latiff, A., Muhammad, H., Shehzad, F., Hamid, S., & Madni, H. (2020). Readiness Factors Influencing the Internet of Things (IoT) in Higher Learning Institutions (HLIs) for E-Learning. *KSII The 12th International Conference on Internet (ICONI) 2020*, 94–99.
- Arayici, Y., Fernando, T., Munoz, V., & Bassanino, M. (2018). Interoperability specification development for integrated BIM use in performance based design. *Automation in Construction*, 85(November 2017), 167–181. <https://doi.org/10.1016/j.autcon.2017.10.018>
- Awan, M. J., Raza, A., Yasin, A., Muhammad, H., & Shehzad, F. (2021). The Customized Convolutional Neural Network of Face Emotion Expression Classification. *Annals of R.S.C.B*, 25(6), 5296–5304.
- Azhar, S.; Hein, M.; Sketo, B. (2011). Building information modeling (BIM): trends, benefits, risks, and challenges for the AEC industry. *Leadership and Management in Engineering*, 11(3), 241.

[https://doi.org/1061/\(ASCE\)LM.1943-5630.0000127](https://doi.org/1061/(ASCE)LM.1943-5630.0000127)

- Bosch-Sijtsema, P., Isaksson, A., Lennartsson, M., & Linderoth, H. C. J. (2017). Barriers and facilitators for BIM use among Swedish medium-sized contractors - "We wait until someone tells us to use it." *Visualization in Engineering*, 5(1). <https://doi.org/10.1186/s40327-017-0040-7>
- Bosch-Sijtsema, P. M., Gluch, P., & Sezer, A. A. (2019). Professional development of the BIM actor role. *Automation in Construction*, 97, 44–51. <https://doi.org/10.1016/j.autcon.2018.10.024>
- Bynum, P., Issa, R. R. A., & Olbina, S. (2013). Building Information Modeling in Support of Sustainable Design and Construction. *Journal of Construction Engineering and Management*, 139(1), 24–34. [https://doi.org/10.1061/\(ASCE\)CO.1943-7862.0000560](https://doi.org/10.1061/(ASCE)CO.1943-7862.0000560)
- Cao, D., Li, H., & Wang, G. (2014). Impacts of Isomorphic Pressures on BIM Adoption in Construction Projects. *Journal of Construction Engineering and Management*, 140(12), 04014056. <https://doi.org/10.1016/j.chemgeo.2003.12.009>
- Cemesova, A., Hopfe, C. J., & Mcleod, R. S. (2015). PassivBIM: Enhancing interoperability between BIM and low energy design software. *Automation in Construction*, 57, 17–32. <https://doi.org/https://doi.org/10.1016/j.autcon.2015.04.014>
- Chien, K. F., Wu, Z. H., & Huang, S. C. (2014). Identifying and assessing critical risk factors for BIM projects: Empirical study. *Automation in Construction*, 45, 1–15. <https://doi.org/10.1016/j.autcon.2014.04.012>
- CIDB, & Malaysia. (2017). Malaysia Building information modeling report 2016. Retrieved February 20, 2019, from Construction Industry Development Board Malaysia website: <http://www.cidb.gov.my/images/content/penerbitan-IBS/BIM-REPORT.pdf>
- Clark, T., & Jones, R. (1999). Organisational interoperability maturity model for C2. *Proceedings of the Command and Control Research and Technology Symposium (CCRTS)*. <https://doi.org/10.1080/07315724.2001.10719176>
- Costa, G., & Madrazo, L. (2015). Connecting building component catalogues with BIM models using semantic technologies: an application for precast concrete components. *Automation in Construction*, 57, 239–248. <https://doi.org/https://doi.org/10.1016/j.autcon.2015.05.007>
- Date, H., Gangwar, H., & Raoot, A. D. (2014). Review on IT adoption: insights from recent technologies. *Journal of Enterprise Information Management*, 27(4), 488–502. <https://doi.org/10.1108/JEIM-08-2012-0047>
- Davis, F. D. (1989). Perceived Usefulness, Perceived Ease of Use, and User Acceptance of Information Technology. *Management Information Systems Research Center*, 13(3), 319–340. <https://doi.org/10.1155/2013/591796>
- Desbien, A. L. (2017). Using BIM capabilities to improve existing building energy modelling practices. *Engineering Construction and Architectural Management*, 21(1), 16–33. <https://doi.org/10.3130/jaabe.15.279>
- Enegbuma, W. I., Aliagha, G. U., Ali, K. N., & Badiru, Y. Y. (2016). Confirmatory strategic information technology implementation for building information modelling adoption model.

- Journal of Construction in Developing Countries*, 21(2), 113–129.
<https://doi.org/10.21315/jcdc2016.21.2.6>
- Enegbuma, W. I., Dodo, Y. A., & Ali, K. N. (2014). Building Information Modelling Penetration Factors in Malaysia. *International Journal of Advances in Applied Sciences (IJAAS)*, 3(1), 47–56. Retrieved from <http://iaesjournal.com/online/index.php/IJAAS>
- Faisal Shehzad, H. M., Binti Ibrahim, R., Yusof, A. F., Mohamed khaidzir, K. A., Shawkat, S., & Ahmad, S. (2020). Recent developments of BIM adoption based on categorization, identification and factors: a systematic literature review. *International Journal of Construction Management*, 0(0), 1–13. <https://doi.org/10.1080/15623599.2020.1837719>
- Fan, S.-L., Chong, H.-Y., Liao, P.-C., & Lee, C.-Y. (2019). Latent Provisions for Building Information Modeling (BIM) Contracts: A Social Network Analysis Approach. *KSCE Journal of Civil Engineering*, 23(4), 1427–1435. <https://doi.org/10.1007/s12205-019-0064-8>
- Fuchs, S. (2005). *Organizational Adoption Models for Early ASP Technology Stages. Adoption and Diffusion of Application Service Providing (ASP) in the Electric Utility Sector*. (November).
- G.David Garson. (2016). *Partial Least Squares: regression & Structural Equation Models*. <https://doi.org/10.3726/978-3-0353-0280-6/8>
- Gallaher, M. P., O'Connor, A. C., Dettbarn, Jr., J. L., & Gilday, L. T. (2004). *Cost Analysis of Inadequate Interoperability in the U.S. Capital Facilities Industry*. <https://doi.org/10.6028/NIST.GCR.04-867>
- Gao, J., Li, M., & Tan, C. Y. (2013). A Concept model for Innovation Diffusion in Construction Industry. *International Conference on Innovations in Engineering and Technology*, 262–266. Retrieved from <https://iieng.org/siteadmin/upload/1215E1213582.pdf>
- Ghaffarianhoseini, A., Tookey, J., Ghaffarianhoseini, A., Naismith, N., Azhar, S., Efimova, O., & Raahemifar, K. (2017). Building Information Modelling (BIM) uptake: Clear benefits, understanding its implementation, risks and challenges. *Renewable and Sustainable Energy Reviews*, 75(November 2016), 1046–1053. <https://doi.org/10.1016/j.rser.2016.11.083>
- Glanville, N. (2013). Building information modeling (bim): a potential for effective building industry practice in malaysia. *Jurnal Teknologi*, 15(January), 81–92.
- Grilo, A., & Jardim-Goncalves, R. (2010). Value proposition on interoperability of BIM and collaborative working environments. *Automation in Construction*, 19(5), 522–530. <https://doi.org/10.1016/j.autcon.2009.11.003>
- Hair, J. F. (2009). *Multivariate data analysis* (Vol. 6). Upper Saddle River, NJ: Pearson Prentice Hall.
- Hair, J. F., Hult, J. G. T. M., Ringle, C. M., & Sarstedt, M. (2013). A Primer on Partial Least Squares Structural Equation Modeling. In *SAGE Publications Ltd* (Vol. 46). <https://doi.org/10.1016/j.lrp.2013.01.002>
- Hanafi, M. H., Sing, G. G., Abdullah, S., & Ismail, R. (2016). Organisational readiness of building information modelling implementation: Architectural practices. *Jurnal Teknologi*, 78(5), 121–126. <https://doi.org/10.11113/jt.v78.8265>
- Hatem, W. A. (2018). Motivation Factors for Adopting Building Information Modeling (BIM) in Iraq.

- Engineering Technology & Applied Science Research*, 8(April), 2668–2672.
<https://doi.org/10.5281/ZENODO.1257505>
- Heap-Yih Chong. (2015). The Outlook of Building Information Modeling for Sustainable Development Heap-Yih Chong¹ and Xiangyu Wang^{2,3} ¹School. *School of Built Environment, WA 6845, Australia*, 6–8. <https://doi.org/10.3233/978-1-61499-456-5-50>
- Herr, C. M., & Fischer, T. (2018). BIM adoption across the Chinese AEC industries: An extended BIM adoption model. *Journal of Computational Design and Engineering*, 1–6. <https://doi.org/10.1016/j.jcde.2018.06.001>
- Howell, S., Rezgui, Y., Hippolyte, J.-L., & Mourshed, M. (2016). Semantic interoperability for holonic energy optimization of connected smart homes and distributed energy resources. *EWork and EBusiness in Architecture, Engineering and Construction - Proceedings of the 11th European Conference on Product and Process Modelling, ECPPM 2016*, 259–268. Retrieved from <https://www.scopus.com/inward/record.uri?eid=2-s2.0-85016613199&partnerID=40&md5=8b7a39786b1f84aff44dc44eb00b9244>
- Hu, Y. (2016). Research on the Application of Fault Tree Analysis for Building Fire Safety of Hotels. *Procedia Engineering*, 135, 524–530. <https://doi.org/https://doi.org/10.1016/j.proeng.2016.01.092>
- Hu, Z.-Z., Zhang, X.-Y., Wang, H.-W., & Kassem, M. (2016). Improving interoperability between architectural and structural design models: An industry foundation classes-based approach with web-based tools. *Automation in Construction*, 66, 29–42. <https://doi.org/10.1016/J.AUTCON.2016.02.001>
- Isikdag, U., Underwood, J., Aouad, G., & Trodd, N. (2007). Investigating the role of building information models as a part of an integrated data layer: A fire response management case. *Architectural Engineering and Design Management*, 3(2), 124–142. <https://doi.org/10.1080/17452007.2007.9684636>
- Ismail, N. A. A., Adnan, H., & Bakhary, N. A. (2019). Building Information Modelling (BIM) Adoption by Quantity Surveyors: A Preliminary Survey from Malaysia. *IOP Conference Series: Earth and Environmental Science*, 267(5). <https://doi.org/10.1088/1755-1315/267/5/052041>
- ISO. (2016). ISO 29481-1:2016 - Building information models -- Information delivery manual -- Part 1: Methodology and format. Retrieved January 17, 2019, from <https://www.iso.org/standard/60553.html>
- Jiang, S., Skibniewski, M. J., Man, Q., & Shen, L. (2017). A literature review of the factors limiting the application of BIM in the construction industry AU - Sun, Chengshuang. *Technological and Economic Development of Economy*, 23(5), 764–779. <https://doi.org/10.3846/20294913.2015.1087071>
- Jin, R., Hancock, C. M., Tang, L., & Wanatowski, D. (2017). BIM Investment, Returns, and Risks in China's AEC Industries. *Journal of Construction Engineering and Management*, 143(12), 04017089. [https://doi.org/10.1061/\(ASCE\)CO.1943-7862.0001408](https://doi.org/10.1061/(ASCE)CO.1943-7862.0001408)
- Jongsung, W., & Ghang, L. (2013). Where to Focus for Successful Adoption of Building Information Modeling within Organization. *Journal of Construction Engineering and Management*, 139(2),

- 51–58. [https://doi.org/10.1061/\(ASCE\)CO.1943-7862](https://doi.org/10.1061/(ASCE)CO.1943-7862)
- Juan, Y.-K., Lai, W.-Y., & Shih, S.-G. (2017). Building information modeling acceptance and readiness assessment in Taiwanese architectural firms. *Journal of Civil Engineering and Management*, 23(3), 356–367. <https://doi.org/10.3846/13923730.2015.1128480>
- Karam, K., Kim, H., Kim, W., Kim, C., Kim, J., & Yu, J. (2018). Integration of ifc objects and facility management work information using Semantic Web. *Automation in Construction*, 87(November 2016), 173–187. <https://doi.org/10.1016/j.autcon.2017.12.019>
- Khurshid, M. M., Zakaria, N. H., Arfeen, M. I., Rashid, A., Shehzad, H. M. F., & Ahmad, M. N. (2020). An Intention-Adoption Behavioral Model for Open Government Data in Pakistan's Public Sector Organizations--An Exploratory Study. In S. K. Sharma, Y. K. Dwivedi, B. Metri, & N. P. Rana (Eds.), *Re-imagining Diffusion and Adoption of Information Technology and Systems: A Continuing Conversation* (pp. 377–388). Cham: Springer International Publishing.
- Khurshid, M. M., Zakaria, N. H., Rashid, A., Muhammad, H., & Shehzad, F. (2020). Modeling of Open Government Data for Public Sector Organizations Using the Potential Theories and Determinants—A Systematic Review. *Informatics*.
- Kim, Hebler, J., Yoon, V., & Davis, F. (2018). Computers in Human Behavior Exploring Determinants of Semantic Web Technology Adoption from IT Professionals ' Perspective : Industry Competition , Organization Innovativeness , and Data Management Capability. *Computers in Human Behavior*, 86, 18–33. <https://doi.org/10.1016/j.chb.2018.04.014>
- Kim, S., Park, C. H., & Chin, S. (2016). Assessment of BIM acceptance degree of Korean AEC participants. *KSCE Journal of Civil Engineering*, 20(4), 1163–1177. <https://doi.org/10.1007/s12205-015-0647-y>
- Latiffi, A. A., Suzila, M., Kasim, N., & Fathi, M. S. (2013). Building Information Modeling (BIM) Application in Malaysian Construction Industry. *International Journal of Construction Engineering and Management*, 2(June 2014), 1–6. <https://doi.org/10.5923/s.ijcem.201309.01>
- Latiffi, A. Ahmad, Brahim, J., & Fathi, M. S. (2017). Building information modelling (BIM) after ten years: Malaysian construction players' perception of BIM. *IOP Conference Series: Earth and Environmental Science*, 81(1). <https://doi.org/10.1088/1755-1315/81/1/012147>
- Latiffi, Aryani Ahmad, Brahim, J., & Fathi, M. S. (2016). Transformation of Malaysian Construction Industry with Building Information Modelling (BIM). *MATEC Web of Conferences*, 66, 00022. <https://doi.org/10.1051/mateconf/20166600022>
- Lee, G., Sacks, R., & Eastman, C. M. (2006). Specifying parametric building object behavior (BOB) for a building information modeling system. *Automation in Construction*, 15(6), 758–776. <https://doi.org/https://doi.org/10.1016/j.autcon.2005.09.009>
- Lee, S., & Yu, J. (2015). Comparative study of BIM acceptance between Korea and the United States. *Journal of Construction Engineering and Management*, 142(3), 5015016.
- Lee, Y.-C., Eastman, C. M., & Lee, J.-K. (2015). Validations for ensuring the interoperability of data exchange of a building information model. *Automation in Construction*, 58, 176–195. <https://doi.org/https://doi.org/10.1016/j.autcon.2015.07.010>

- Lemsys. (2017). BIM software report. Retrieved March 2, 2019, from <http://www.buildingincloud.net/wp-content/uploads/2017/03/BIM-Software-list.pdf>
- Liu, Z.-Q., Zhang, F., & Zhang, J. (2016). The building information modeling and its use for data transformation in the structural design stage. *Journal of Applied Science and Engineering*, *19*(3), 273–284. <https://doi.org/10.6180/jase.2016.19.3.05>
- Ljevo, Ž., Džebo, S., Pozder, M., & Džumhur, S. (2019). Challenges and Perspective of Building Information Modeling in Bosnia and Herzegovina. In Avdakovic, S (Ed.), *Lecture Notes in Networks and Systems* (pp. 28–33). https://doi.org/10.1007/978-3-030-02577-9_4
- Luo, M., & Chen, D. (2017). Application of BIM Technology in Prefabricated Buildings. *IOP Conference Series: Earth and Environmental Science*, *012139*(1). <https://doi.org/10.1088/1755-1315/81/1/012139>
- Mahamadu, A. M., Mahdjoubi, L., & Booth, C. (2013). Challenges to bim-cloud integration: Implication of security issues on secure collaboration. *Proceedings of the International Conference on Cloud Computing Technology and Science, CloudCom*, *2*, 209–214. <https://doi.org/10.1109/CloudCom.2013.127>
- Mahamadu, A., Mahdjoubi, L., & Booth, C. (2014). Determinants of Building Information Modelling (BIM) acceptance for supplier integration: A conceptual model. *Proceedings 30th Annual ARCOM Conference. Portsmouth: Association of Researchers in Construction Management, 2014.*, *1*, 723–732.
- Manderson, A., Jefferies, M., & Brewer, G. (2015). Building Information Modelling and Standardised Construction Contracts: a Content Analysis of the GC21 Contract. *Construction Economics and Building*, *15*(3), 72. <https://doi.org/10.5130/AJCEB.v15i3.4608>
- Matarneh, R. T., & Hamed, S. A. (2013). Exploring the Adoption of Building Information Modeling (BIM) in the Malaysian Construction Industry: A qualitative approach. *Journal of Architectural Engineering Technology*, *06*(01). <https://doi.org/10.4172/2168-9717.1000189>
- Matějka, P., Kosina, V., Tomek, A., Tomek, R., Berka, V., & Šulc, D. (2016). The Integration of BIM in Later Project Life Cycle Phases in Unprepared Environment from FM Perspective. *Procedia Engineering*, *164*, 550–557. <https://doi.org/10.1016/J.PROENG.2016.11.657>
- McArthur, J. J. (2015). A Building Information Management (BIM) Framework and Supporting Case Study for Existing Building Operations, Maintenance and Sustainability. *Procedia Engineering*, *118*, 1104–1111. <https://doi.org/10.1016/j.proeng.2015.08.450>
- MITI Malaysia. (2018). Ministry of International Trade and Industry. Retrieved February 20, 2019, from <https://www.miti.gov.my/index.php/pages/view/industry4.0?mid=559>
- Mohammad, W. N. S. W., Abdullah, M. R., Ismail, S., & Takim, R. (2019). Technology-Organisation-Environment Framework for Building Information Modelling (BIM) Adoption Challenges for Contractor's Organisations in Malaysia. *Journal of Computational and Theoretical Nanoscience*, *16*(5–6), 2282–2288.
- Moreno, C., Olbina, S., & Issa, R. R. (2019). BIM Use by Architecture, Engineering, and Construction (AEC) Industry in Educational Facility Projects. *Advances in Civil Engineering*, *2019*.

<https://doi.org/10.1155/2019/1392684>

- MPCM;, & Malaysia. (2016). Malaysia Productivity Corporation (MPC). Retrieved February 20, 2019, from <http://www.mpc.gov.my/>
- Muhammad, H., Shehzad, F., Ibrahim, R. B., Yusof, A. F., Anwar, K., Ghani, I., & Buba, A. K. (2020). Factors Influencing the Interoperability of Building Information Modeling in Architecture , Engineering and Construction Industry. *KSII The 12th International Conference on Internet (ICONI) 2020*, 77–82.
- Muller, M F, Garbers, A., Esmanioto, F., Huber, N., Loures, E. R., & Canciglieri, O. (2017). Data interoperability assessment though IFC for BIM in structural design—a five-year gap analysis. *Journal of Civil Engineering and Management*, 23(7), 943–954. <https://doi.org/10.3846/13923730.2017.1341850>
- Muller, Marina Figueiredo., Loures, E. R., & Junior, O. C. (2015). Interoperability Assessment for Building Information Modelling. *Proceedings of the 3rd International Conference on Mechatronics, Robotics and Automation*, (Icmra). <https://doi.org/10.2991/icmra-15.2015.45>
- Mustaffa, N. E., Salleh, R. M., & Ariffin, H. L. B. T. (2017). Experiences of Building Information Modelling (BIM) adoption in various countries. *2017 International Conference on Research and Innovation in Information Systems (ICRIIS)*, 1–7. <https://doi.org/10.1109/ICRIIS.2017.8002508>
- Ngowtanasawan, G. (2017). A Causal Model of BIM Adoption in the Thai Architectural and Engineering Design Industry. *Procedia Engineering*, 180, 793–803. <https://doi.org/10.1016/j.proeng.2017.04.240>
- Niknam, M., & Karshenas, S. (2015). Sustainable Design of Buildings using Semantic BIM and Semantic Web Services. *Procedia Engineering*, 118, 909–917. <https://doi.org/10.1016/j.proeng.2015.08.530>
- Niknam, M., & Karshenas, S. (2017). A shared ontology approach to semantic representation of BIM data. *Automation in Construction*, 80, 22–36. <https://doi.org/10.1016/j.autcon.2017.03.013>
- Pauwels, P., Zhang, S., & Lee, Y. (2017). Semantic web technologies in AEC industry: A literature overview. *Automation in Construction*, 73, 145–165. <https://doi.org/10.1016/j.autcon.2016.10.003>
- Pishdad-Bozorgi, P., Gao, X., Eastman, C., & Self, A. P. (2018). Planning and developing facility management-enabled building information model (FM-enabled BIM). *Automation in Construction*, 87(February 2017), 22–38. <https://doi.org/10.1016/j.autcon.2017.12.004>
- Poirier, E., Forgues, D., & Staub-French, S. (2014). Dimensions of Interoperability in the AEC Industry. *Construction Research Congress 2014*, 1987–1996. <https://doi.org/10.1061/9780784413517.203>
- Poirier, E., Staub-French, S., & Forgues, D. (2015). Embedded contexts of innovation: BIM adoption and implementation for a specialty contracting SME. *Construction Innovation*, 15(1), 42–65. <https://doi.org/10.1108/CI-01-2014-0013>
- Prashant, G., Somesh, K., & Sree, R. (2016). Which Industries Are the Most Digital and Why.

- Retrieved January 18, 2019, from Harward Buisniess review website: <https://hbr.org/2016/04/a-chart-that-shows-which-industries-are-the-most-digital-and-why>
- Reuters. (2018). Building Information Modeling (BIM) Market 2018: Global Demand, Sales, Production, Supply, Manufacturers, Competitive Development - Reuters. Retrieved March 3, 2019, from <https://www.reuters.com/brandfeatures/venture-capital/article?id=34655>
- Rodgers, C., Hosseini, M. R., Chileshe, N., & Rameezdeen, R. (2015). Building Information Modelling (BIM) within the Australian construction Related small and Medium Sized Entreprises: Awareness, Practices and Drivers. *Procs 31st Annual ARCOM Conference*, (September), 691–700. <https://doi.org/10.13140/RG.2.1.4790.7686>
- Rogers, E. M. (2003). *Diffusion of innovations* (Fifth). New York, 551.: Free press.
- Scott, R. W. (2004). *Institutional Theory: Contributing to a Theoretical Research Program*". Chapter prepared for *Great Minds in Management: The Process of Theory Development*, Smith, K. G. & Hitt, M. A. (January 2005).
- Shehzad, H M F, Ibrahim, R. B., Yusof, A. F., & Khaidzir, K. A. M. (2019). Building Information Modeling: Factors Affecting the Adoption in the AEC Industry. *2019 6th International Conference on Research and Innovation in Information Systems (ICRIIS)*, 1–6. <https://doi.org/10.1109/ICRIIS48246.2019.9073581>
- Shehzad, Hafiz Muhammad Faisal, Ibrahim, R. B., Yusof, A. F., Khaidzir, K. A. M., Iqbal, M., & Razzaq, S. (2021). The role of interoperability dimensions in building information modelling. *Computers in Industry*, 129, 103444. <https://doi.org/10.1016/j.compind.2021.103444>
- Shehzad, Hafiz Muhammad Faisal, Ibrahim, R. B., Yusof, A. F., Khaidzir, K. A. M., Khurshid, M. M., & Othman, F. Z. (2021). Building Information Modelling Adoption Model for Malaysian Architecture, Engineering and Construction Industry. In F. Saeed, F. Mohammed, & A. Al-Nahari (Eds.), *Innovative Systems for Intelligent Health Informatics* (pp. 999–1008). Cham: Springer International Publishing.
- Shehzad H.M.F., Ibrahim R.B., Yusof A.F., Khaidzir K.A.M., Hassan O.H.A., Abdalla S.A. (2021) Building Information Modelling Adoption: Systematic Literature Review. In: Saeed F., Mohammed F., Al-Nahari A. (eds) *Innovative Systems for Intelligent Health Informatics. IRICT 2020. Lecture Notes on Data Engineering and Communications Technologies*, vol 72. Springer, Cham. https://doi.org/10.1007/978-3-030-70713-2_83.
- Simonen, J., & McCann, P. (2008). Innovation, R&D cooperation and labor recruitment: Evidence from Finland. *Small Business Economics*, 31(2), 181–194. <https://doi.org/10.1007/s11187-007-9089-3>
- Sinoh, S. S., Othman, F., & Ibrahim, Z. (2018). Factors affecting success and difficulty to adopt Building Information Modelling (BIM) among construction firms in Sabah and Sarawak. *IOP Conference Series: Materials Science and Engineering*, 431(8). <https://doi.org/10.1088/1757-899X/431/8/082012>
- Smith and Edgar. (2008). Building Information Modeling (BIM) | WBDG - Whole Building Design Guide. Retrieved January 22, 2019, from <http://www.wbdg.org/building-information-modeling-bim>

- Staden, S. Van, & Mbale, J. (2012). The Information Systems Interoperability Maturity Model (ISIMM): Towards Standardizing Technical Interoperability and Assessment within Government. *Information Engineering and Electronic Business*, 5(5), 36–41. <https://doi.org/10.5815/ijieeb.2012.05.05>
- Succar, B., & Kassem, M. (2015). Macro-BIM adoption: Conceptual structures. *Automation in Construction*, 57, 64–79. <https://doi.org/10.1016/j.autcon.2015.04.018>
- Succar, B., & Kassem, M. (2016). Building Information Modelling : Point of Adoption. *CIB World Conference*, 1(May), 162. <https://doi.org/http://dx.doi.org/10.1016/j.autcon.2015.04.018>
- Takim, R., Harris, M., & Nawawi, A. H. (2013). Building Information Modeling (BIM): A New Paradigm for Quality of Life Within Architectural, Engineering and Construction (AEC) Industry. *Procedia - Social and Behavioral Sciences*, 101, 23–32. <https://doi.org/10.1016/j.sbspro.2013.07.175>
- Tommasi, C., & Achille, C. (2017). Interoperability matter: Levels of data sharing, starting from a 3D information modelling. *International Archives of the Photogrammetry, Remote Sensing and Spatial Information Sciences - ISPRS Archives*, 42(2W3), 623–630. <https://doi.org/10.5194/isprs-archives-XLII-2-W3-623-2017>
- Törmä, S. (2013). Semantic linking of building information models. *Proceedings - 2013 IEEE 7th International Conference on Semantic Computing, ICSC 2013*, 412–419. <https://doi.org/10.1109/ICSC.2013.80>
- Venugopal, M., Eastman, C. M., & Teizer, J. (2015). An ontology-based analysis of the industry foundation class schema for building information model exchanges. *Advanced Engineering Informatics*, 29(4), 940–957. <https://doi.org/10.1016/j.aei.2015.09.006>
- Walasek, D., & Barszcz, A. (2017). Analysis of the Adoption Rate of Building Information Modeling [BIM] and its Return on Investment [ROI]. *Procedia Engineering*, 172, 1227–1234. <https://doi.org/10.1016/j.proeng.2017.02.144>
- Wang, C. C., & Chien, O. (2011). Building Information Modeling (BIM): Trends, Benefits, Risks, and Challenges for the AEC Industry. *Leadership and Management in Engineering*, 11(3), 241–252. <https://doi.org/10.1061/9780784413777.015>
- Waziri, A. Y. (2016). Factors affecting information technology adoption in construction organizations in Nigeria. <https://doi.org/http://hdl.handle.net/10183/149604>
- Wong, J. K. W., Ge, J., & He, S. X. (2018). Digitisation in facilities management: A literature review and future research directions. *Automation in Construction*, 92, 312–326. <https://doi.org/10.1016/j.autcon.2018.04.006>
- Yang, Q. Z., & Zhang, Y. (2006). Semantic interoperability in building design: Methods and tools. *Computer-Aided Design*, 38(10), 1099–1112. <https://doi.org/https://doi.org/10.1016/j.cad.2006.06.003>
- Yusuf, B. Y., Ali, K. N., & Embi, M. R. (2016). Building Information Modeling as a Process of Systemic Changes for Collaborative Education in Higher Institution. *Procedia - Social and Behavioral Sciences*, 219, 820–827. <https://doi.org/10.1016/j.sbspro.2016.05.072>

Zhu, J., Wright, G., Wang, J., & Wang, X. (2018). A Critical Review of the Integration of Geographic Information System and Building Information Modelling at the Data Level. *Isprs International Journal of Geo-Information*, 7(2). <https://doi.org/10.3390/ijgi7020066>

Bibliographic information of this paper for citing:

Faisal Shehzad, Hafiz Muhammad; Ibrahim, Roliana; Mohamed Khaidzir, Khairul Anwar; Maqbool, Fahad; Jauharul Fuady, Muhammad; Ilyas, Muhammad & Bin Yusof, Ahmad Fadhil (2022). Determinants of Building Information Modeling Adoption: The case of the Malaysian Construction Industry. *Journal of Information Technology Management*, Special Issue, 57-82.

Copyright © 2022, Hafiz Muhammad Faisal Shehzad, Roliana Ibrahim, Khairul Anwar Mohamed Khaidzir, Fahad Maqbool, Muhammad Jauharul Fuady, Muhammad Ilyas and Ahmad Fadhil Bin Yusof

